ADDISON 1st Qtr 2016

	2015	2016
Total Sold Volume	$ 7,235,800	$ 7,962,549
Number of Sales	23	21
Median Sale Price	$ 310,000	$ 330,000

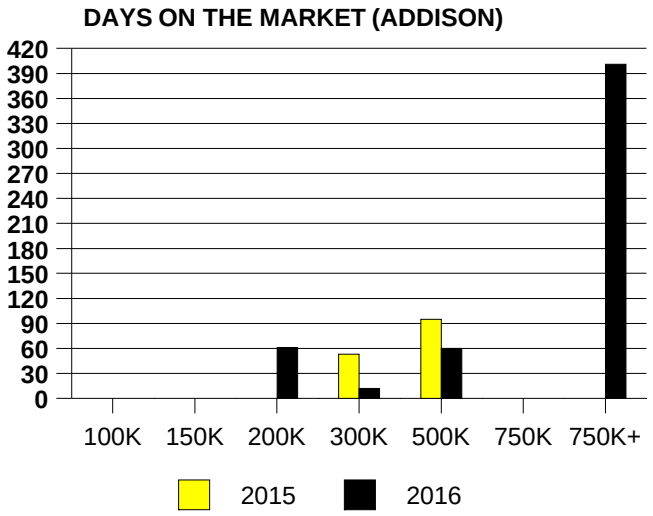

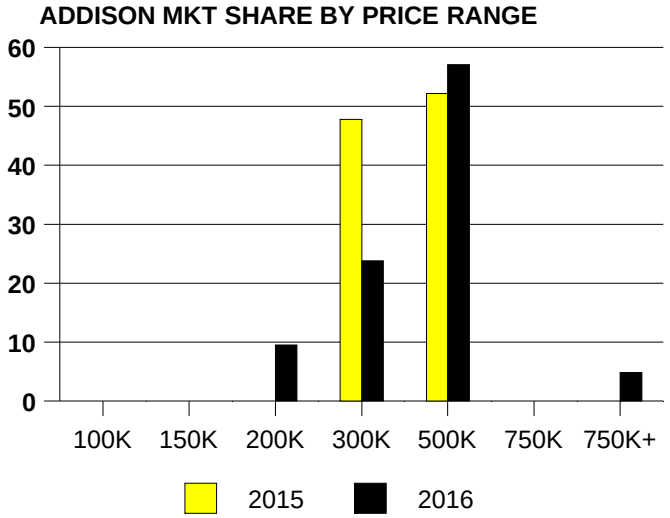

SALE/LIST PRICE RATIO

0K-100K	NONE
101K-150K	NONE
151K-200K	99.5%
201K-300K	100.0%
301K-500K	96.0%
501K-750K	NONE
751K+	88.3%

AVERAGE OVERPRICING
Original List Price to Sale Price

2015	4.5%
2016	3.0%

Inventory not shown where no sales

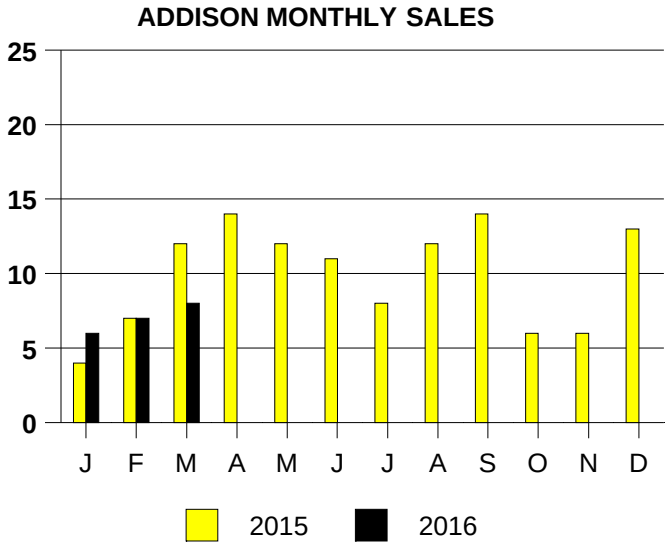

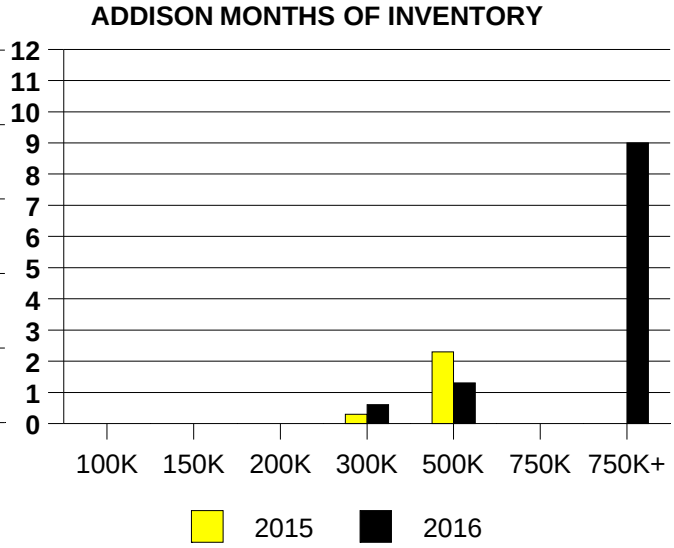

NTREIS Sold informaton as of 04/08/2016

CHICAGO TITLE

ALLEN 1st Qtr 2016

	2015	2016
Total Sold Volume	$96,516,180	$ 96,722,816
Number of Sales	302	293
Median Sale Price	$ 262,125	$ 289,900

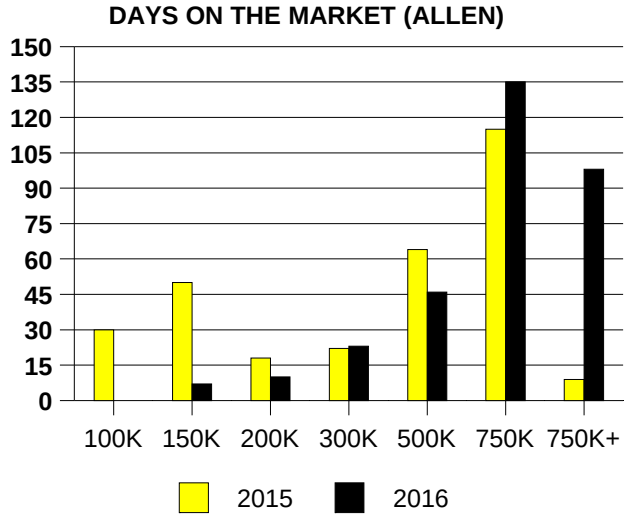

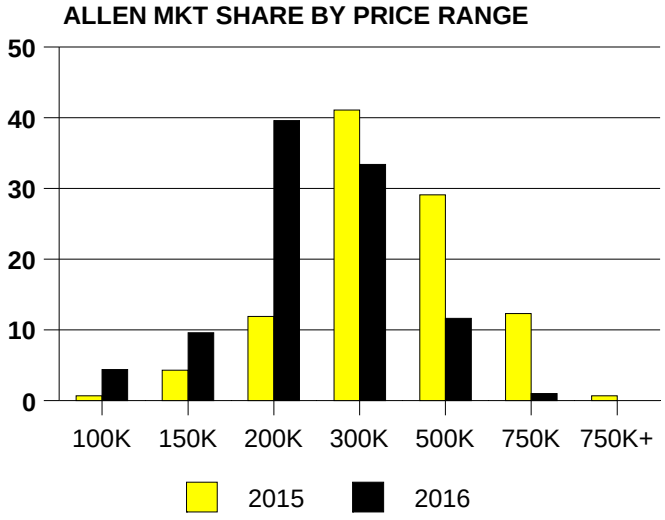

SALE/LIST PRICE RATIO	
0K-100K	NONE
101K-150K	103.7%
151K-200K	99.9%
201K-300K	100.9%
301K-500K	99.1%
501K-750K	96.0%
751K+	96.2%

AVERAGE OVERPRICING Original List Price to Sale Price	
2015	2.0%
2016	1.4%

Inventory not shown where no sales

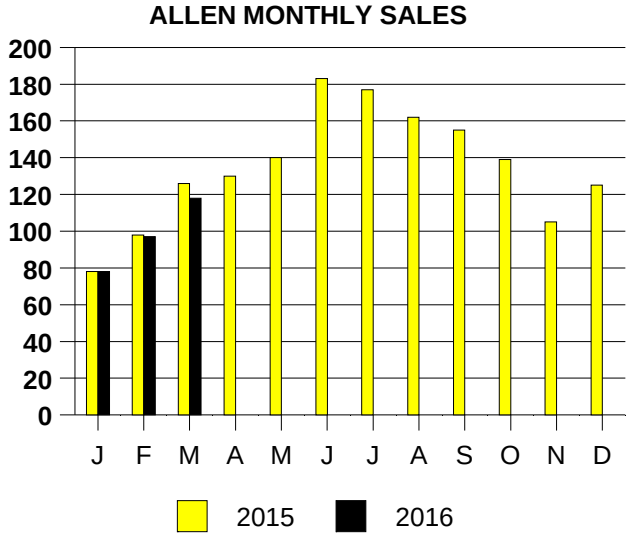

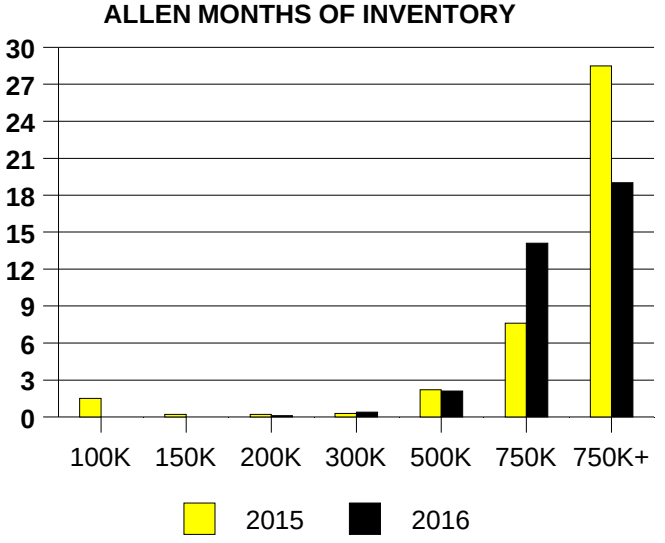

NTREIS Sold informaton as of 04/08/2016

CHICAGO TITLE

ARGYLE 1st Qtr 2016

	2015	2016
Total Sold Volume	$ 17,031,396	$ 20,796,932
Number of Sales	37	52
Median Sale Price	$ 395,000	$ 368,634

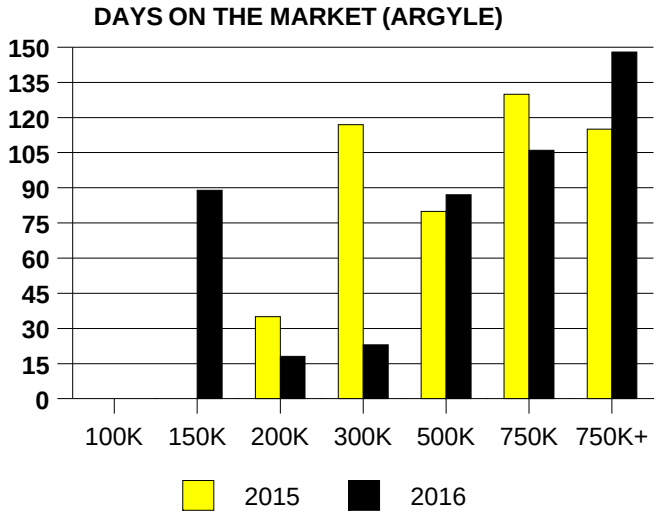

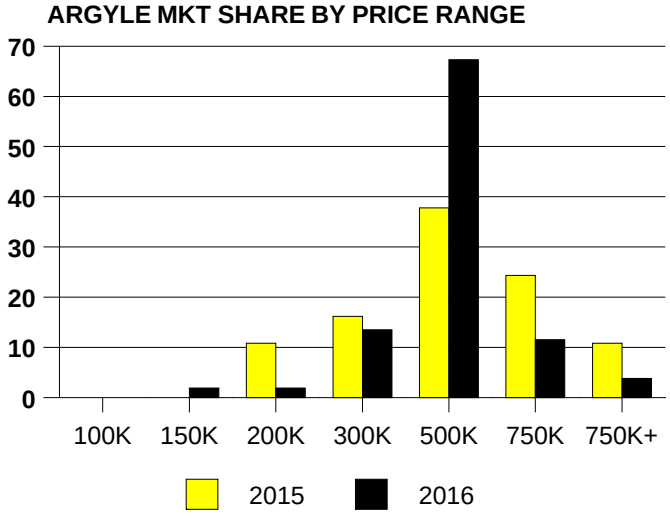

SALE/LIST PRICE RATIO

0K-100K	NONE
101K-150K	97.3%
151K-200K	89.5%
201K-300K	98.5%
301K-500K	94.7%
501K-750K	96.8%
751K+	97.3%

AVERAGE OVERPRICING
Original List Price to Sale Price

2015	5.3%
2016	5.7%

Inventory not shown where no sales

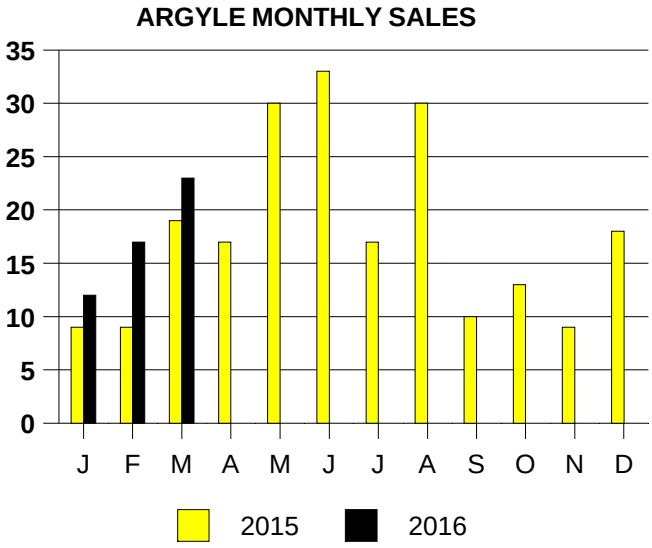

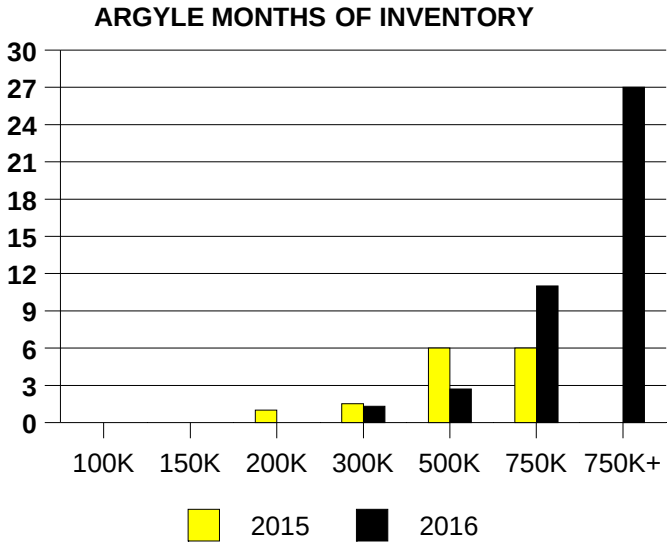

NTREIS Sold informaton as of 04/08/2016

CHICAGO TITLE

CARROLLTON

1st Qtr 2016

	2015	2016
Total Sold Volume	$ 68,525,520	$ 87,377,997
Number of Sales	294	327
Median Sale Price	$ 220,000	$ 245,000

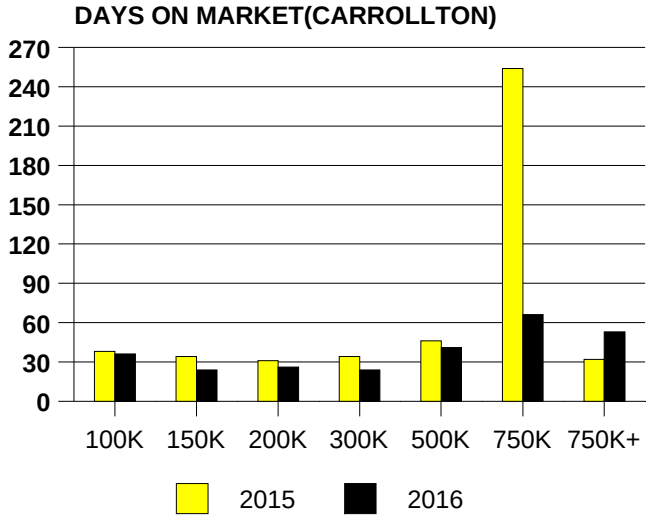

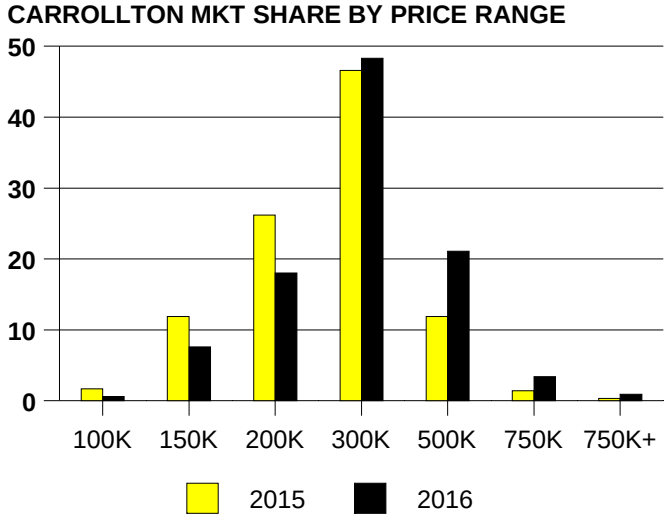

SALE/LIST PRICE RATIO	
0K-100K	84.8%
101K-150K	99.4%
151K-200K	100.3%
201K-300K	101.0%
301K-500K	99.0%
501K-750K	99.3%
751K+	96.1%

AVERAGE OVERPRICING Original List Price to Sale Price	
2015	0.9%
2016	0.5%

Inventory not shown where no sales

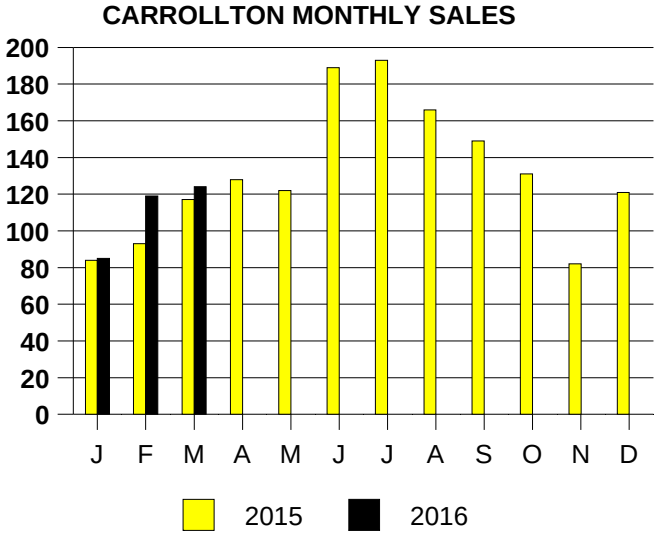

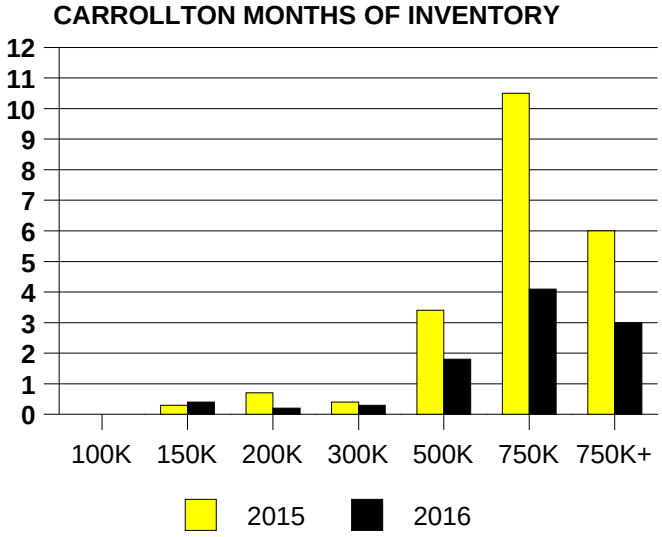

NTREIS Sold informaton as of 04/08/2016

CHICAGO TITLE

CELINA

1st Qtr 2016

	2015	2016
Total Sold Volume	$ 16,768,976	$ 30,853,102
Number of Sales	56	86
Median Sale Price	$ 246,950	$ 335,000

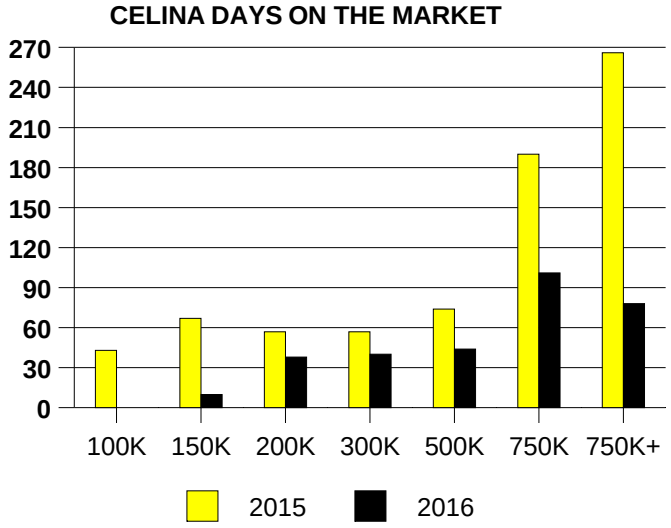

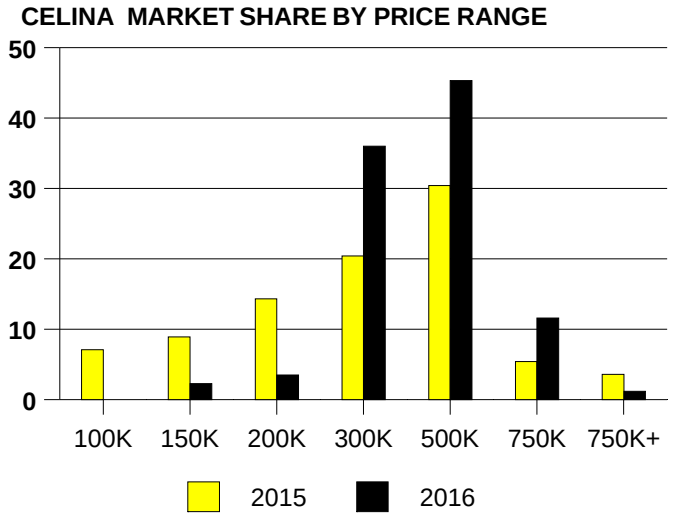

SALE/LIST PRICE RATIO

0K-100K	NONE
101K-150K	97.9%
151K-200K	97.9%
201K-300K	99.0%
301K-500K	98.1%
501K-750K	94.8%
751K+	102.3%

AVERAGE OVERPRICING
Original List Price to Sale Price

2015	5.9%
2016	2.2%

Inventory not shown where no sales

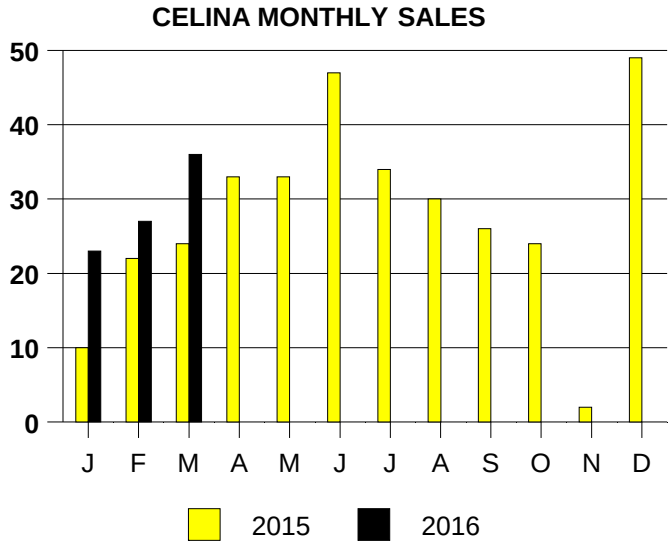

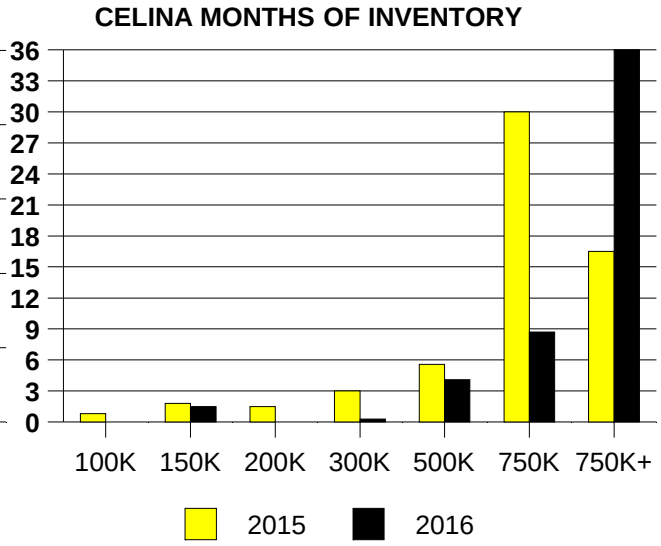

NTREIS Sold informaton as of 04/08/2016

CHICAGO TITLE

COLLEYVILLE 1st Qtr 2016

	2015	2016
Total Sold Volume	$ 52,798,518	$ 51,348,369
Number of Sales	93	93
Median Sale Price	$ 495,000	$ 478,000

DAYS ON THE MARKET (COLLEYVILLE)

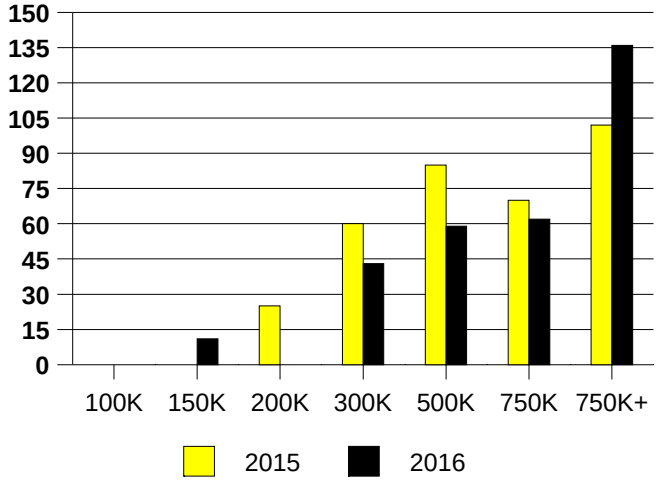

COLLEYVILLE MKT SHARE BY PRICE RANGE

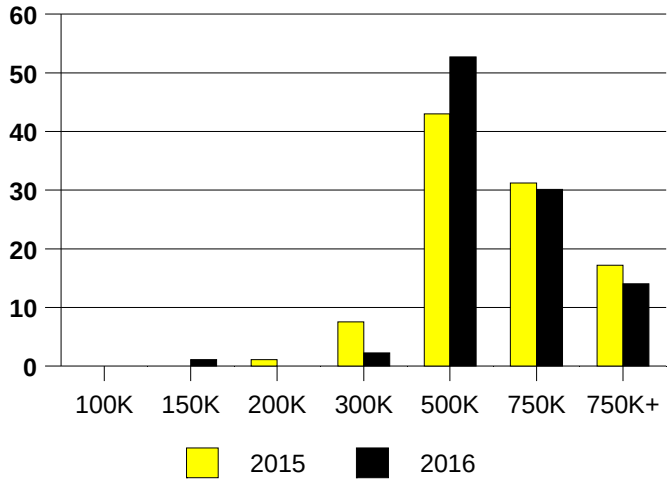

SALE/LIST PRICE RATIO	
0K-100K	NONE
101K-150K	96.6%
151K-200K	NONE
201K-300K	86.0%
301K-500K	99.4%
501K-750K	97.8%
751K+	96.3%

AVERAGE OVERPRICING Original List Price to Sale Price	
2015	4.7%
2016	4.5%

Inventory not shown where no sales

COLLEYVILLE MONTHLY SALES

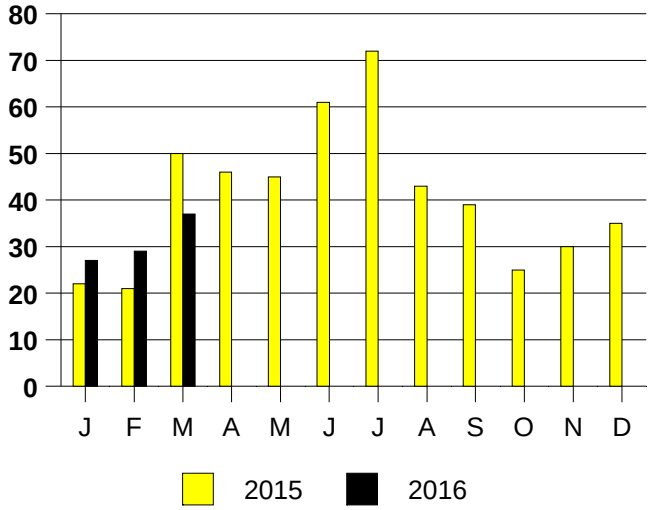

COLLEYVILLE MONTHS OF INVENTORY

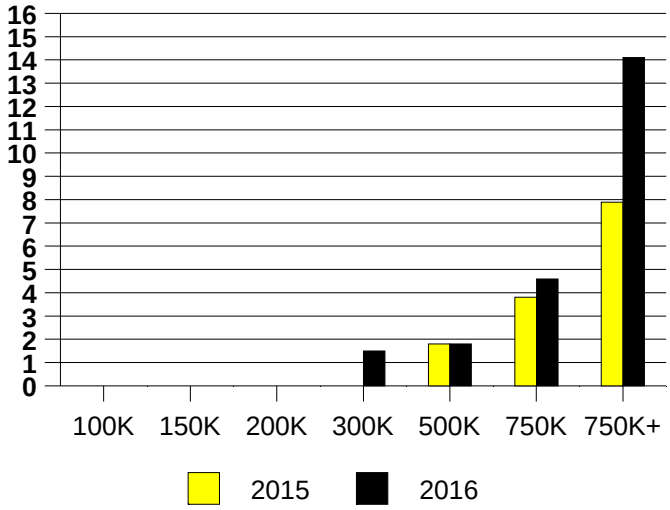

NTREIS Sold informaton as of 04/08/2016

CHICAGO TITLE

THE COLONY 1st Qtr 2016

	2015	2016
Total Sold Volume	$ 24,280,513	$ 29,167,362
Number of Sales	109	126
Median Sale Price	$ 187,000	$ 200,000

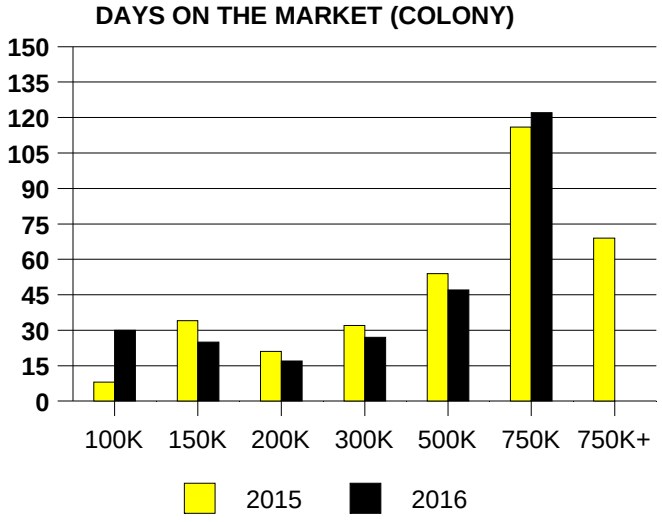

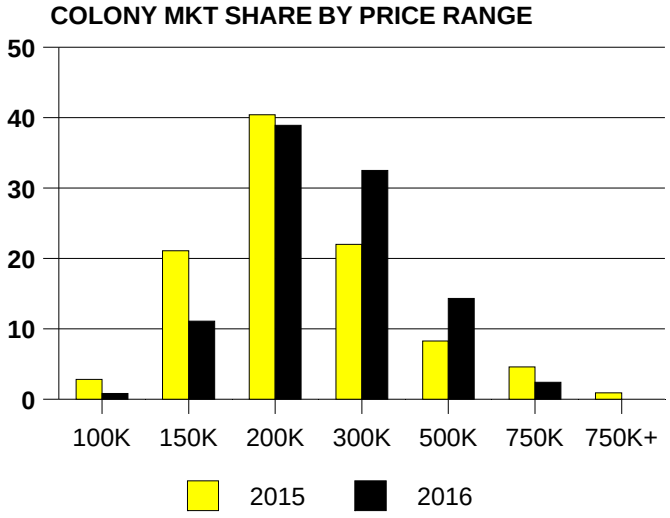

SALE/LIST PRICE RATIO

0K-100K	115.4%
101K-150K	99.9%
151K-200K	100.5%
201K-300K	99.8%
301K-500K	98.5%
501K-750K	98.4%
751K+	NONE

AVERAGE OVERPRICING
Original List Price to Sale Price

2015	0.7%
2016	0.4%

Inventory not shown where no sales

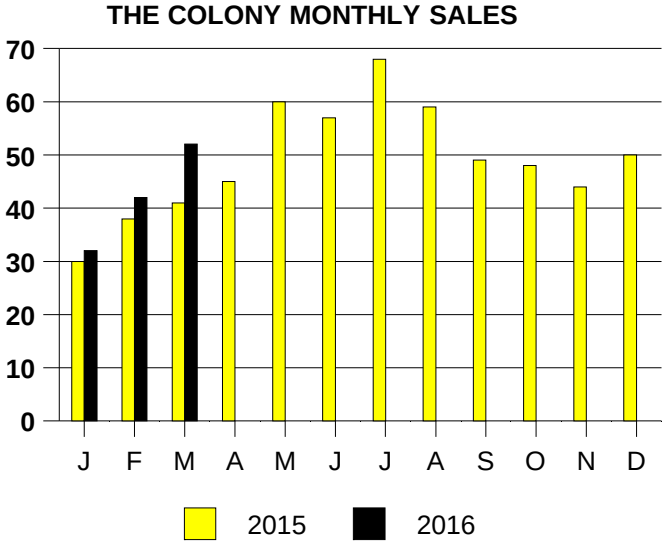

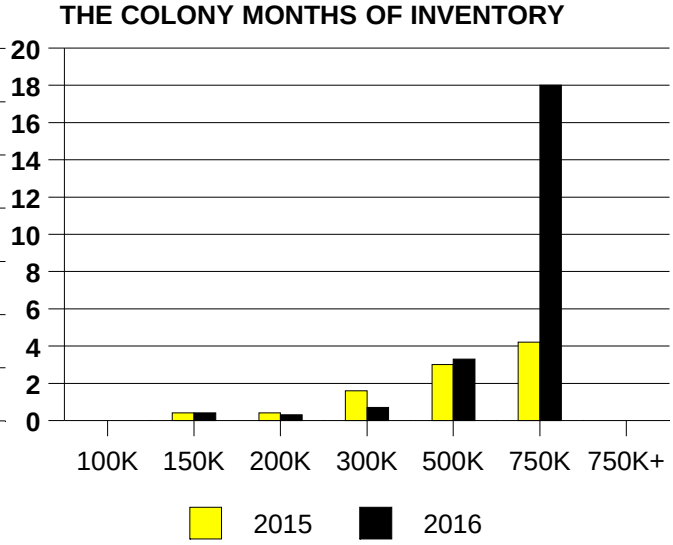

NTREIS Sold informaton as of 04/08/2016

CHICAGO TITLE

COPPELL

1st Qtr 2016

	2015	2016
Total Sold Volume	$ 36,649,096	$ 40,373,955
Number of Sales	94	95
Median Sale Price	$ 362,500	$ 409,000

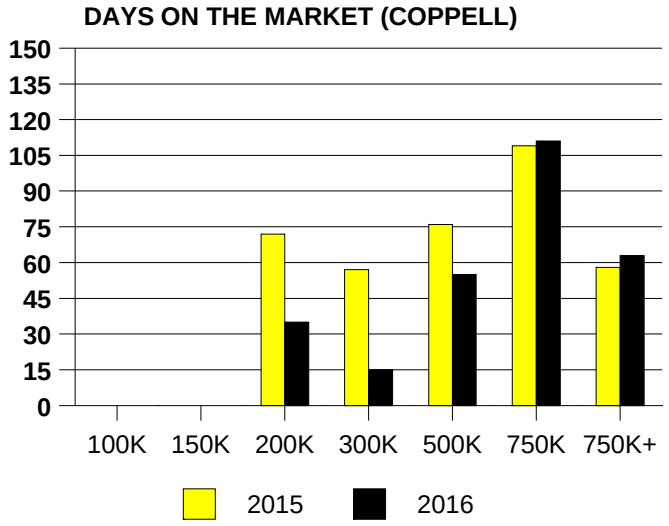

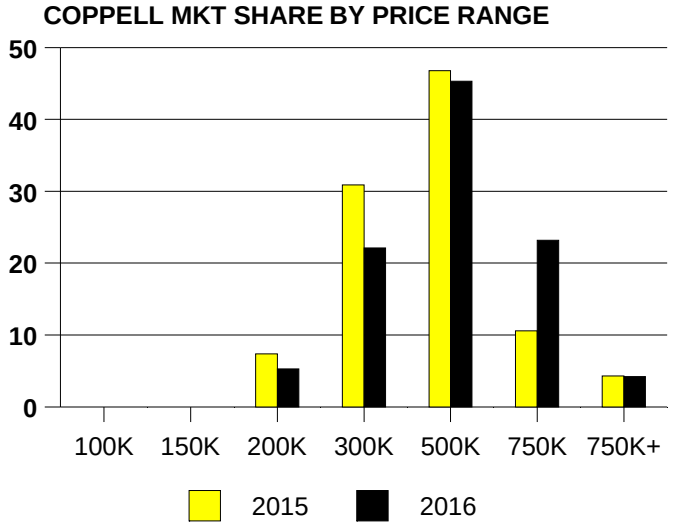

SALE/LIST PRICE RATIO	
0K-100K	NONE
101K-150K	NONE
151K-200K	92.3%
201K-300K	100.2%
301K-500K	99.4%
501K-750K	96.4%
751K+	96.4%

AVERAGE OVERPRICING
Original List Price to Sale Price

2015	2.9%
2016	3.9%

Inventory not shown where no sales

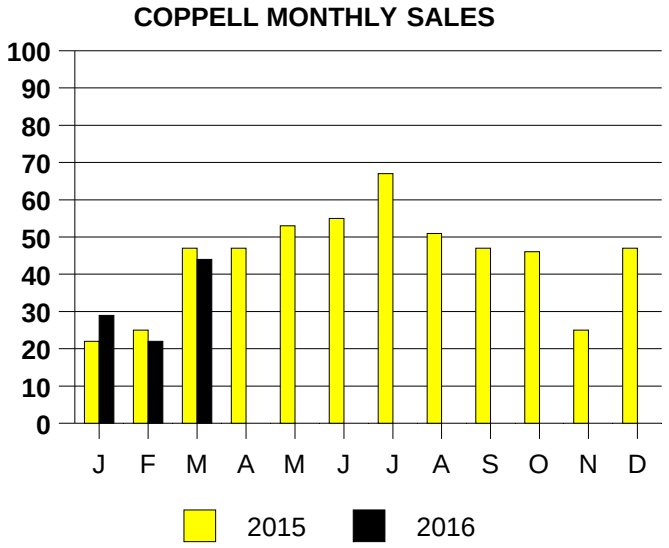

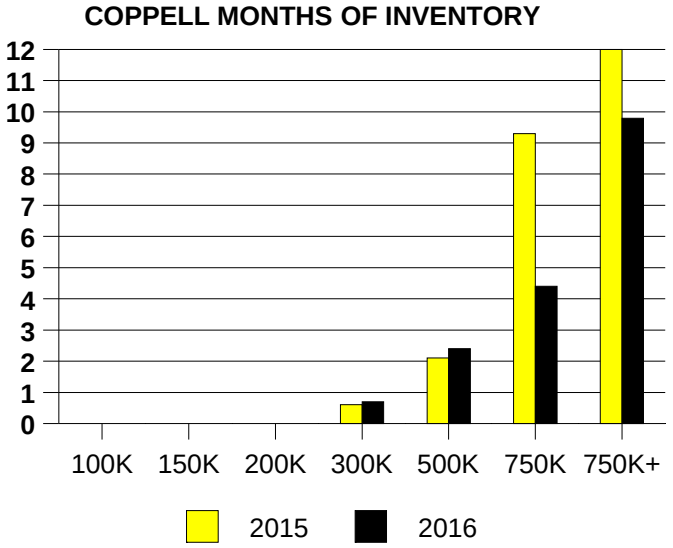

NTREIS Sold informaton as of 04/08/2016

CHICAGO TITLE

CORINTH 1st Qtr 2016

	2015	2016
Total Sold Volume	$ 17,069,980	$ 24,117,457
Number of Sales	76	91
Median Sale Price	$ 210,500	$ 230,500

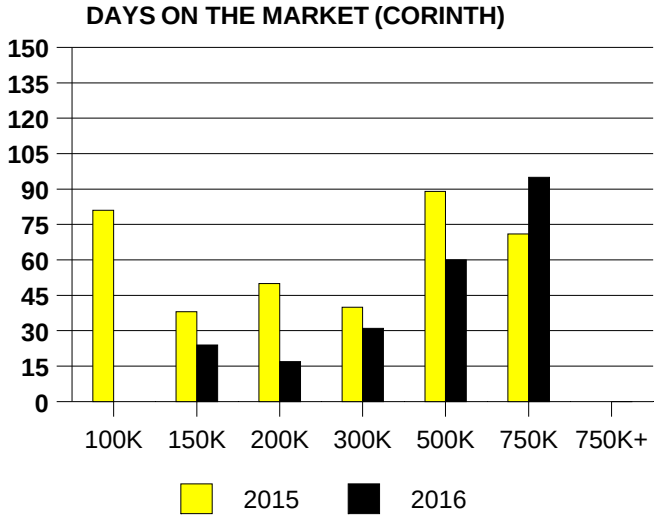

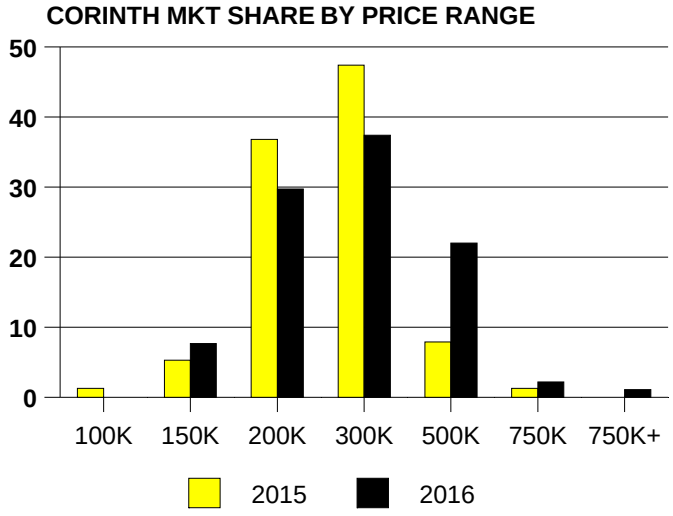

SALE/LIST PRICE RATIO

0K-100K	NONE
101K-150K	99.2%
151K-200K	102.0%
201K-300K	98.7%
301K-500K	99.1%
501K-750K	96.5%
751K+	96.8%

AVERAGE OVERPRICING
Original List Price to Sale Price

2015	2.1%
2016	1.7%

Inventory not shown where no sales

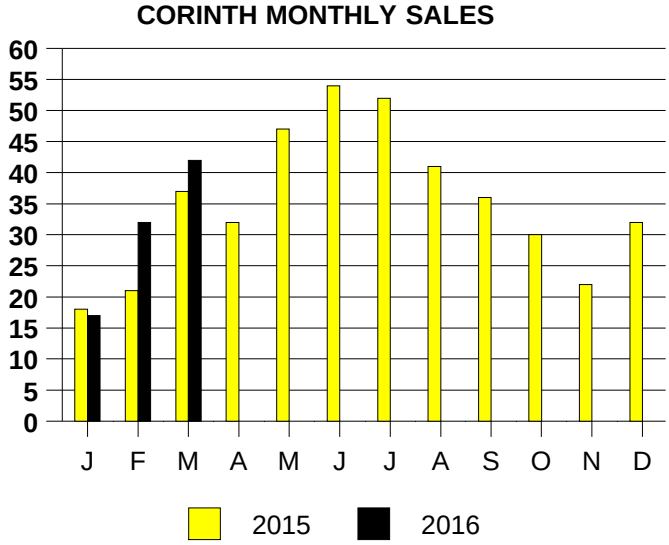

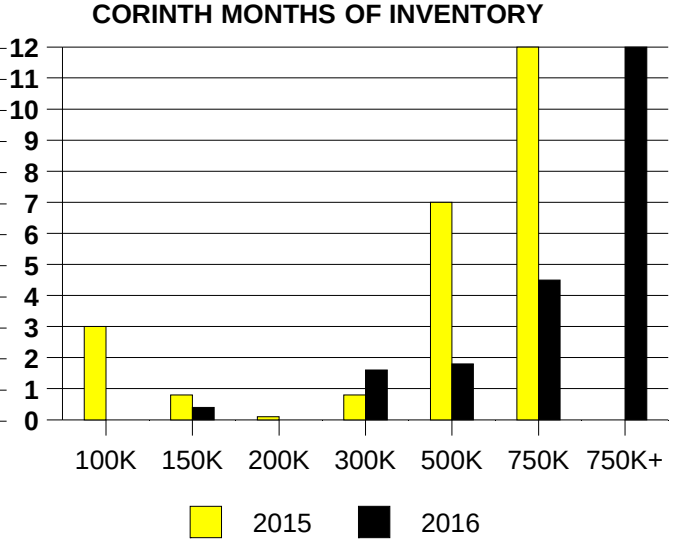

NTREIS Sold informaton as of 04/08/2016

CHICAGO TITLE

DALLAS(LESS AREAS 10,11,12,14,15,16,17,18) 1st Qtr 2016

	2015	2016
Total Sold Volume	$ 69,886,330	$ 81,497,000
Number of Sales	265	277
Median Sale Price	$ 114,000	$ 135,000

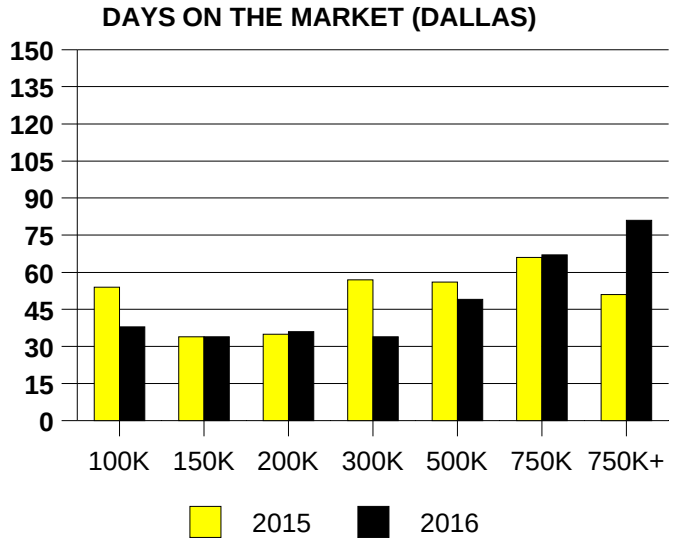

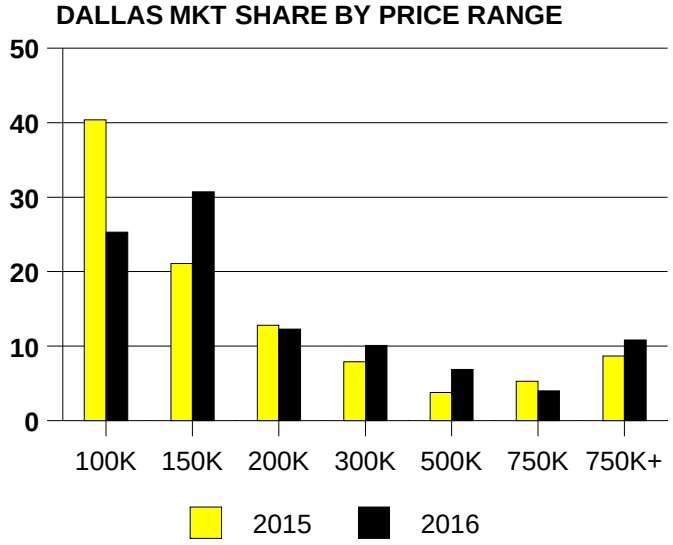

SALE/LIST PRICE RATIO	
0K-100K	89.2%
101K-150K	98.6%
151K-200K	99.4%
201K-300K	100.8%
301K-500K	97.8%
501K-750K	97.3%
751K+	95.7%

AVERAGE OVERPRICING Original List Price to Sale Price	
2015	2.6%
2016	2.7%

Inventory not shown where no sales

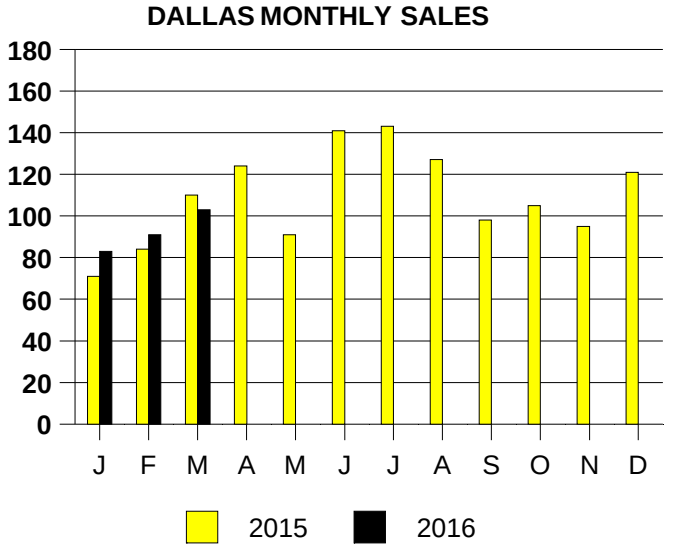

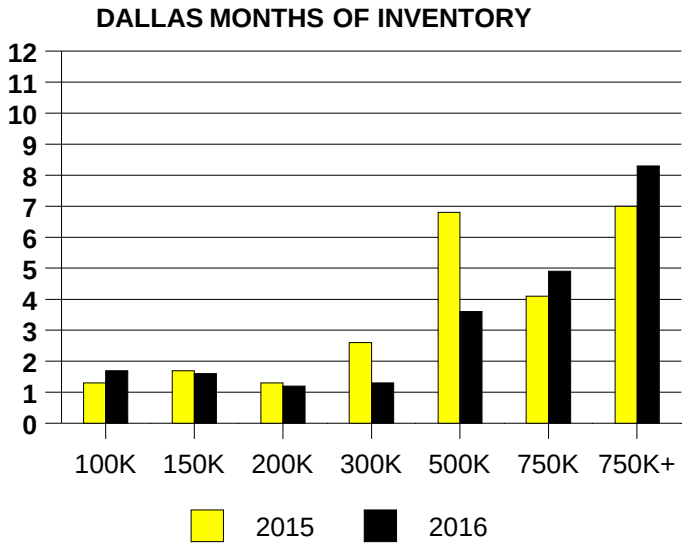

NTREIS Sold informaton as of 04/08/2016

CHICAGO TITLE

FAR NORTH DALLAS (AREA 10) 1st Qtr 2016

	2015	2016
Total Sold Volume	$ 88,945,410	$ 88,678,005
Number of Sales	222	195
Median Sale Price	$ 357,750	$ 408,950

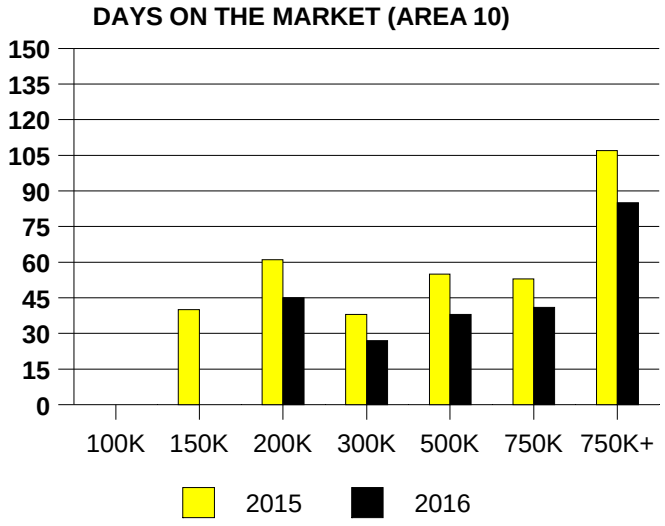

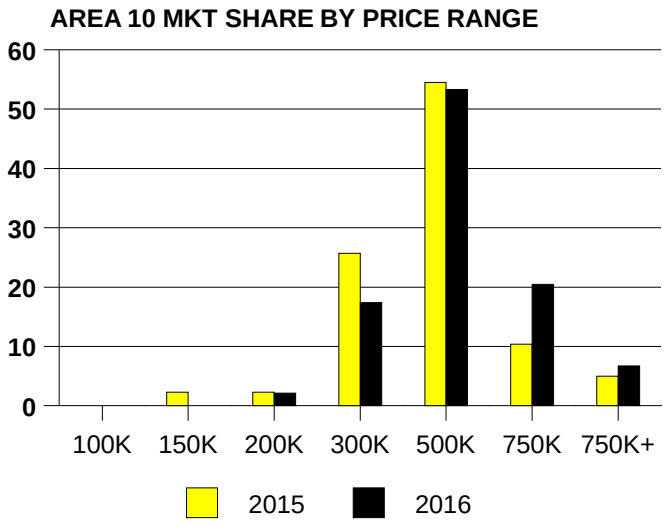

SALE/LIST PRICE RATIO	
0K-100K	NONE
101K-150K	NONE
151K-200K	100.2%
201K-300K	99.1%
301K-500K	98.7%
501K-750K	97.7%
751K+	96.0%

AVERAGE OVERPRICING Original List Price to Sale Price	
2015	3.9%
2016	3.3%

Inventory not shown where no sales

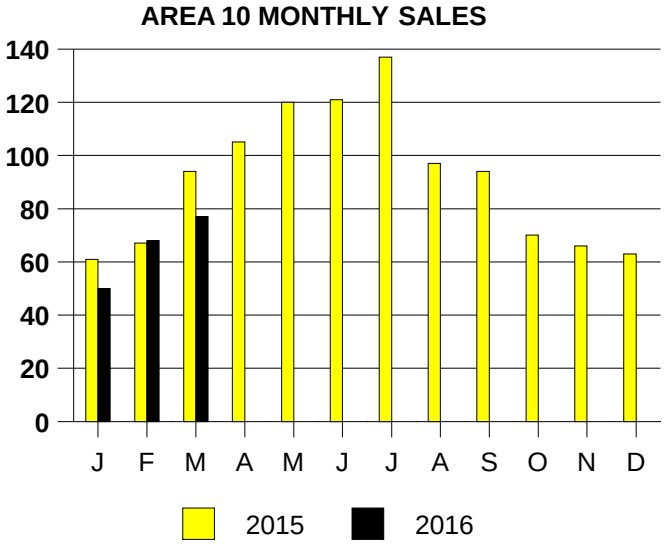

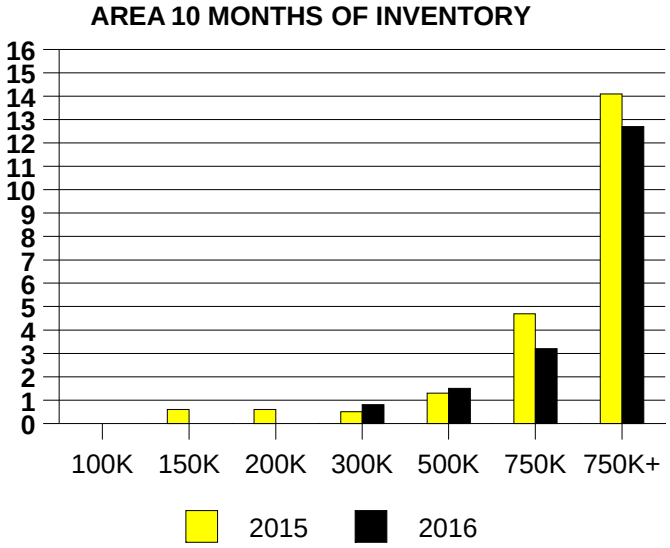

NTREIS Sold informaton as of 04/08/2016

CHICAGO TITLE

DALLAS NORTH (AREA 11) 1st Qtr 2016

	2015	2016
Total Sold Volume	$ 143,093,491	$ 133,471,872
Number of Sales	149	144
Median Sale Price	$ 727,500	$ 697,500

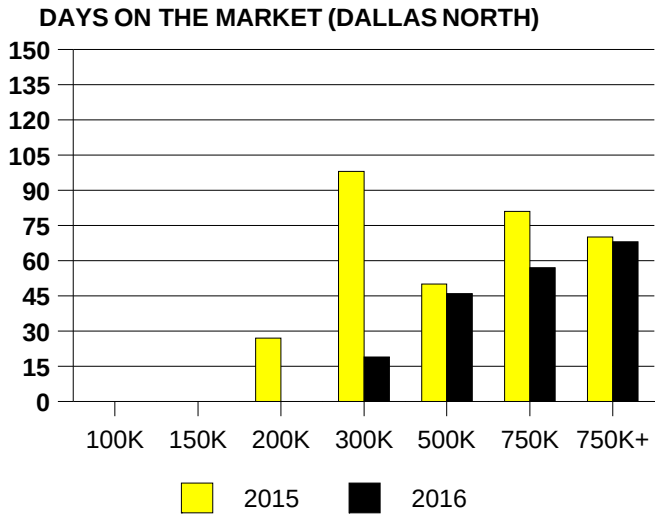

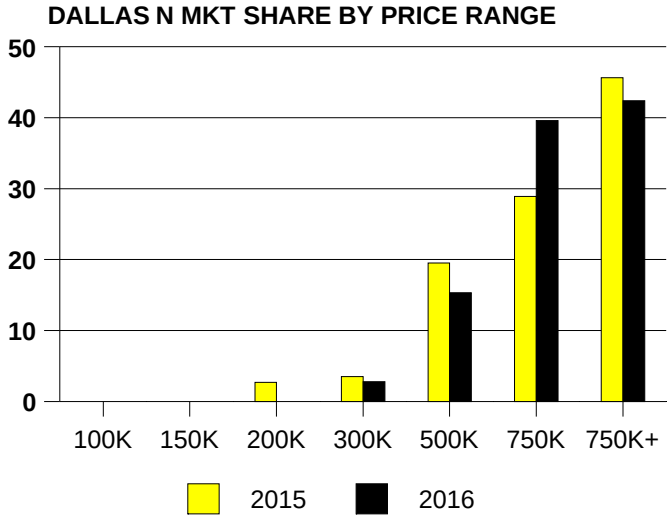

SALE/LIST PRICE RATIO

0K-100K	NONE
101K-150K	NONE
151K-200K	NONE
201K-300K	100.2%
301K-500K	93.5%
501K-750K	96.5%
751K+	96.0%

AVERAGE OVERPRICING
Original List Price to Sale Price

2015	5.3%
2016	6.8%

Inventory not shown where no sales

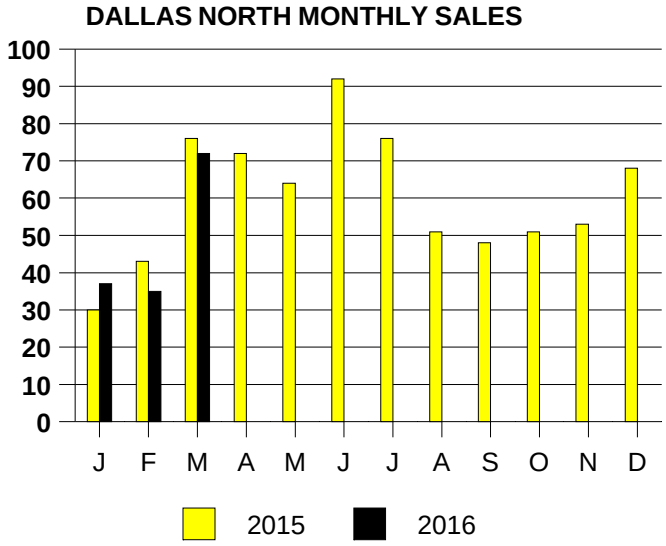

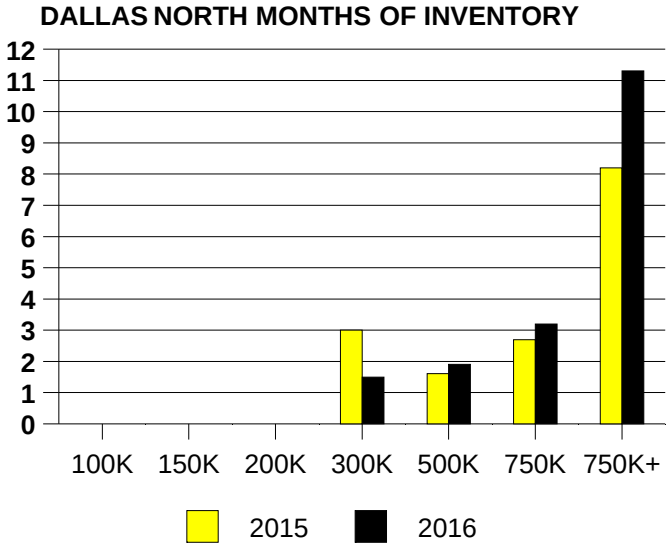

NTREIS Sold informaton as of 04/08/2016

CHICAGO TITLE

DALLAS EAST (AREA 12)

1st Qtr 2016

	2015	2016
Total Sold Volume	$ 189,808,311	$ 222,270,600
Number of Sales	539	600
Median Sale Price	$ 310,000	$ 329,250

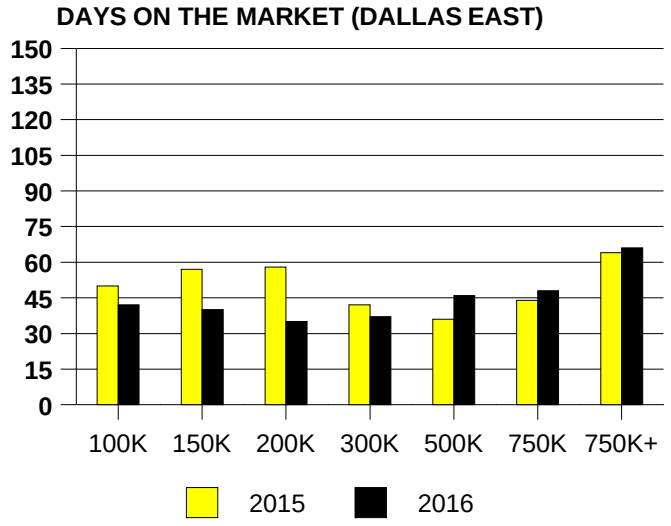

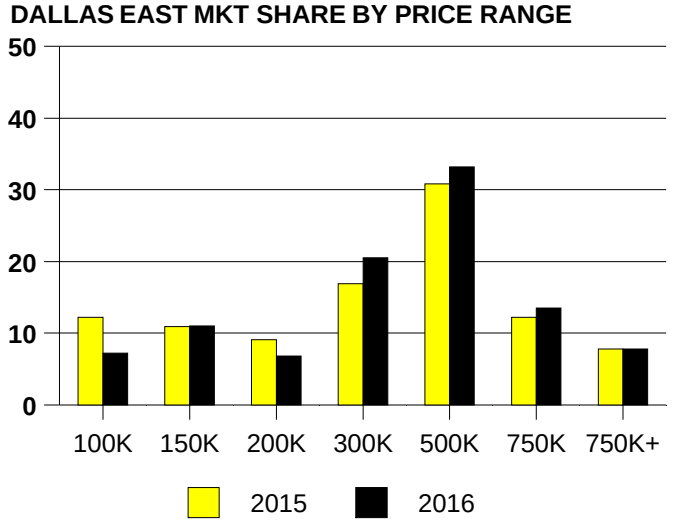

SALE/LIST PRICE RATIO

0K-100K	97.0%
101K-150K	98.3%
151K-200K	97.6%
201K-300K	98.6%
301K-500K	98.4%
501K-750K	98.2%
751K+	97.0%

AVERAGE OVERPRICING
Original List Price to Sale Price

2015	3.7%
2016	3.4%

Inventory not shown where no sales

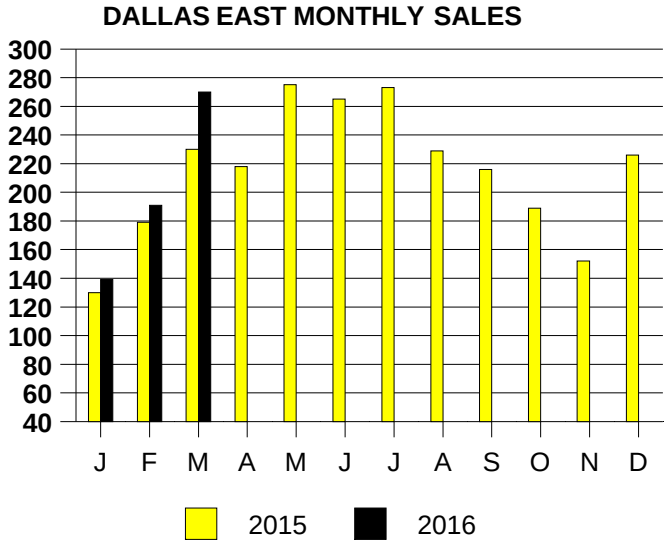

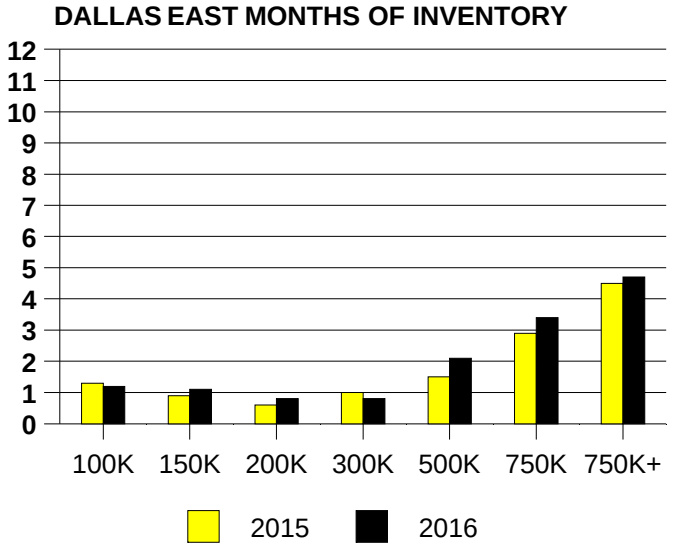

NTREIS Sold informaton as of 04/08/2016

CHICAGO TITLE

DALLAS NORTH OAK CLIFF(AREA 14) 1st Qtr 2016

	2015	2016
Total Sold Volume	$ 42,836,625	$ 47,427,600
Number of Sales	225	240
Median Sale Price	$ 136,000	$ 135,000

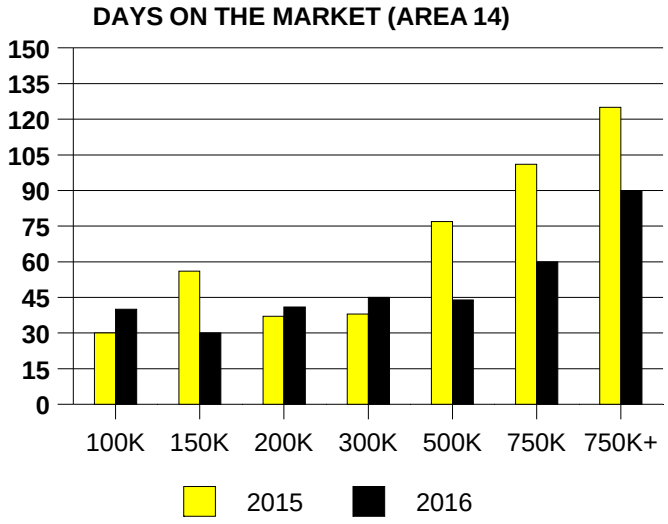

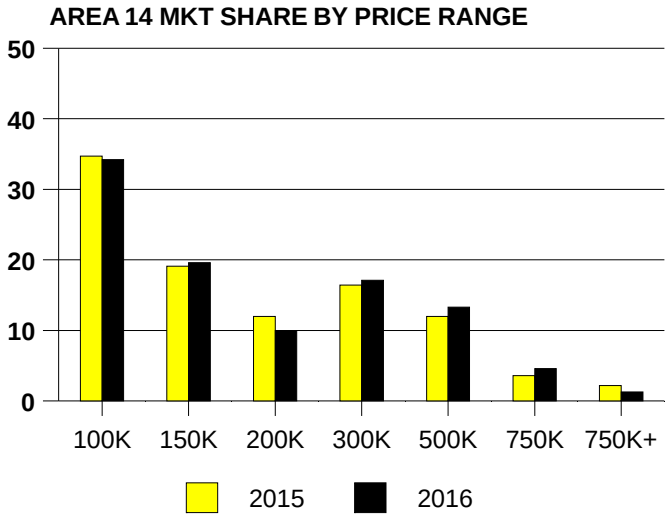

SALE/LIST PRICE RATIO

0K-100K	97.6%
101K-150K	99.1%
151K-200K	95.1%
201K-300K	98.2%
301K-500K	97.9%
501K-750K	96.4%
751K+	96.0%

AVERAGE OVERPRICING
Original List Price to Sale Price

2015	5.2%
2016	5.2%

Inventory not shown where no sales

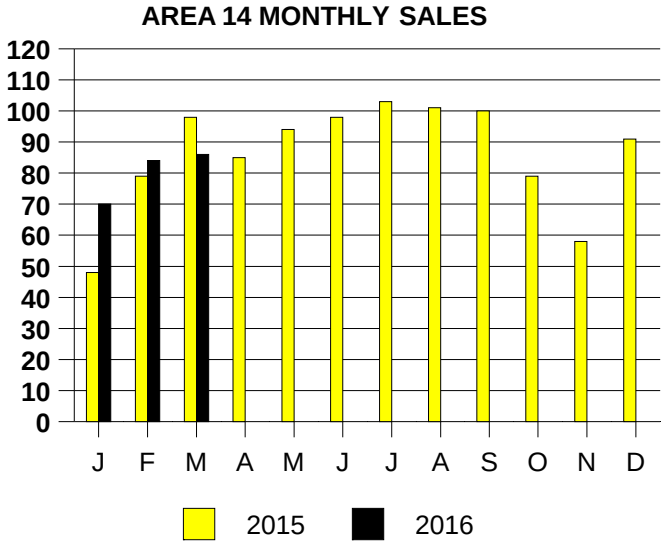

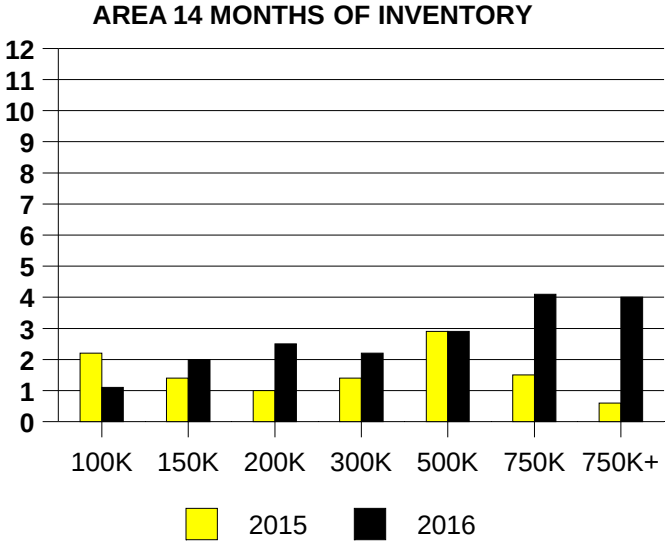

NTREIS Sold informaton as of 04/08/2016

CHICAGO TITLE

DALLAS NORTHWEST(AREA 16) 1st Qtr 2016

	2015	2016
Total Sold Volume	$ 46,800,504	$ 55,153,448
Number of Sales	162	160
Median Sale Price	$ 277,538	$ 315,500

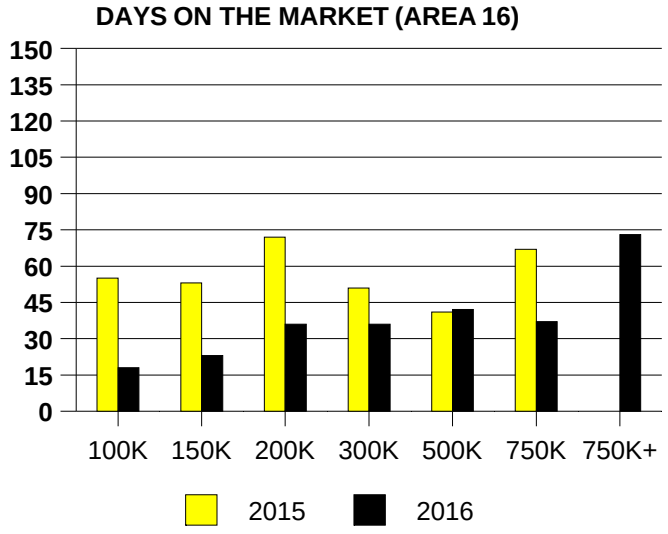

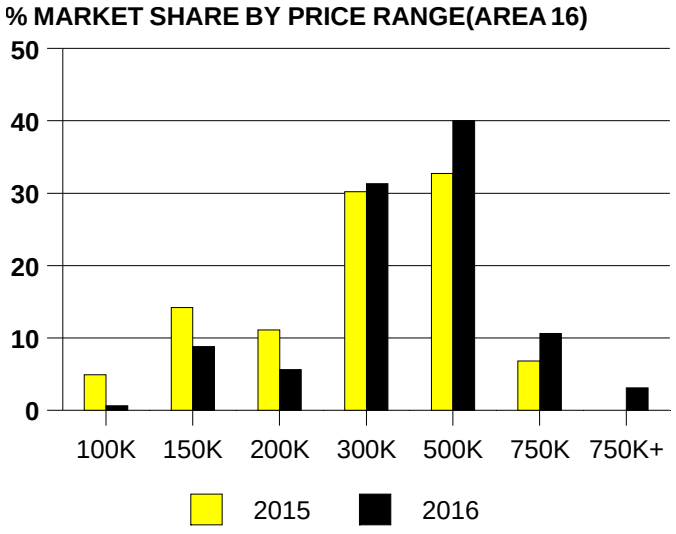

SALE/LIST PRICE RATIO	
0K-100K	98.0%
101K-150K	96.5%
151K-200K	98.6%
201K-300K	100.8%
301K-500K	98.6%
501K-750K	98.4%
751K+	102.8%

AVERAGE OVERPRICING Original List Price to Sale Price	
2015	4.5%
2016	2.8%

Inventory not shown where no sales

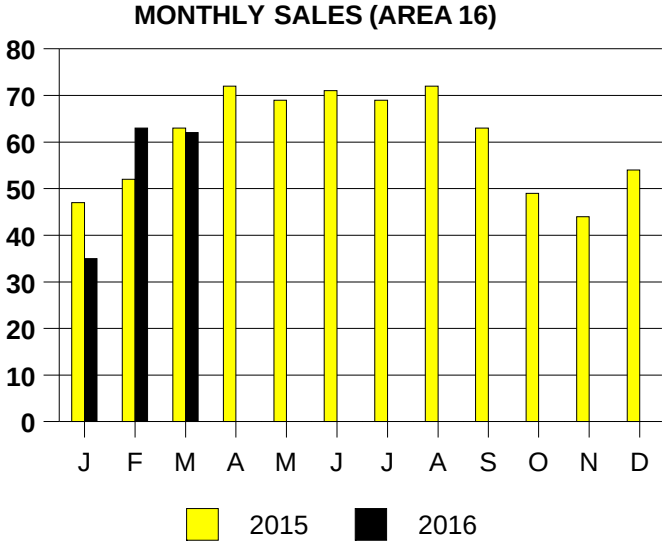

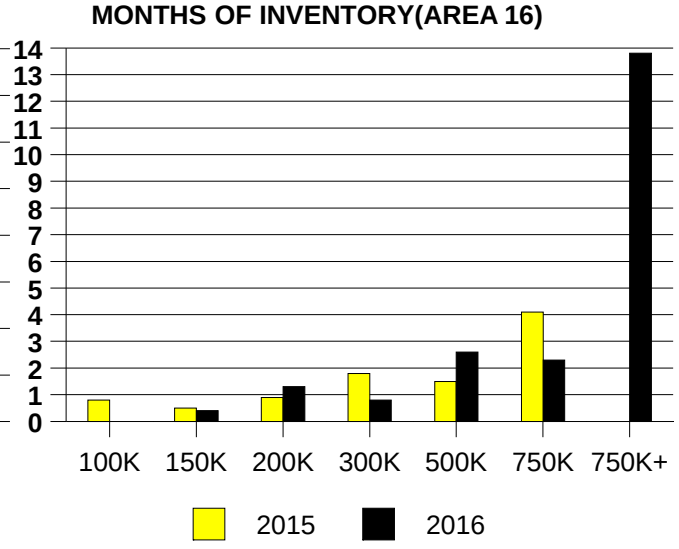

NTREIS Sold informaton as of 04/08/2016

CHICAGO TITLE

DALLAS OAK LAWN (AREA 17) 1st Qtr 2016

	2015	2016
Total Sold Volume	$ 37,532,532	$ 40,812,288
Number of Sales	68	64
Median Sale Price	$ 444,500	$ 488,750

DAYS ON THE MARKET (DALLAS OAK LAWN)

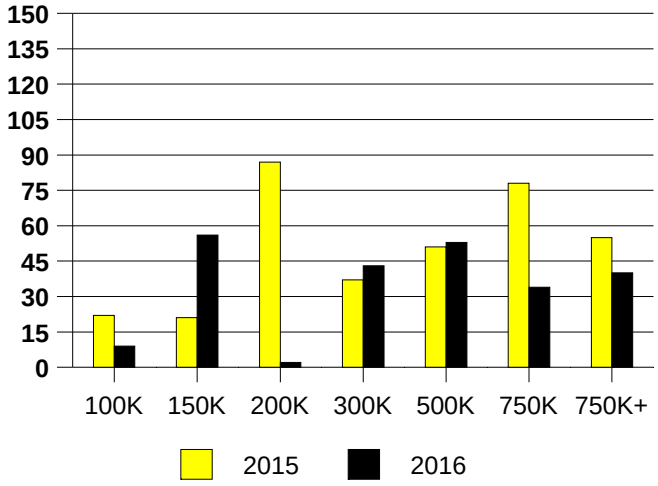

DALLAS NE MKT SHARE BY PRICE RANGE

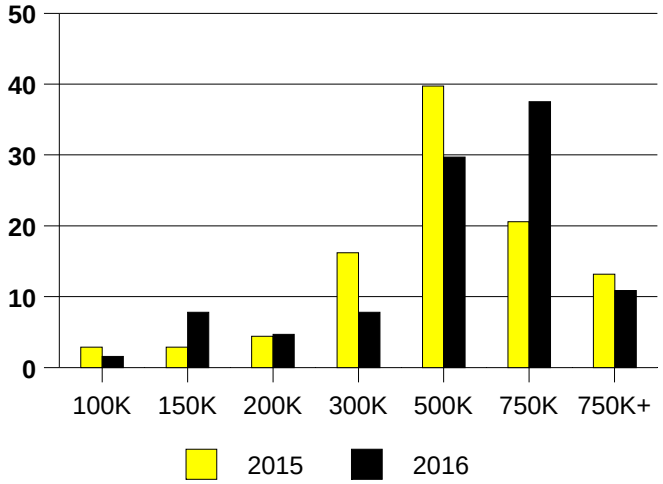

SALE/LIST PRICE RATIO	
0K-100K	110.0%
101K-150K	98.1%
151K-200K	95.3%
201K-300K	93.8%
301K-500K	97.8%
501K-750K	99.0%
751K+	96.2%

AVERAGE OVERPRICING Original List Price to Sale Price	
2015	2.0%
2016	3.6%

Inventory not shown where no sales

DALLAS OAKLAWN MONTHLY SALES

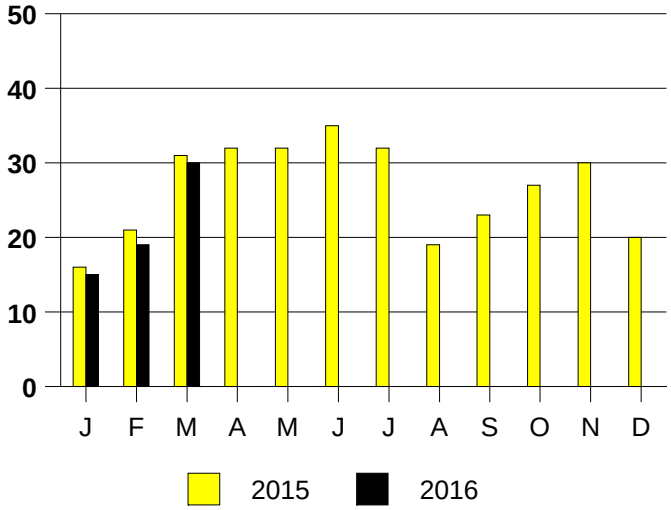

DALLAS OAKLAWN MONTHS OF INVENTORY

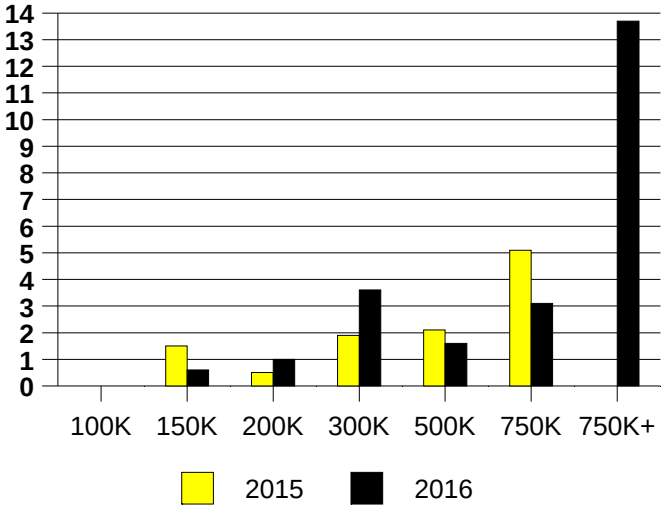

NTREIS Sold informaton as of 04/08/2016

CHICAGO TITLE

DALLAS NORTHEAST (AREA 18)

1st Qtr 2016

	2015	2016
Total Sold Volume	$ 45,528,060	$ 65,663,886
Number of Sales	170	201
Median Sale Price	$ 311,250	$ 312,000

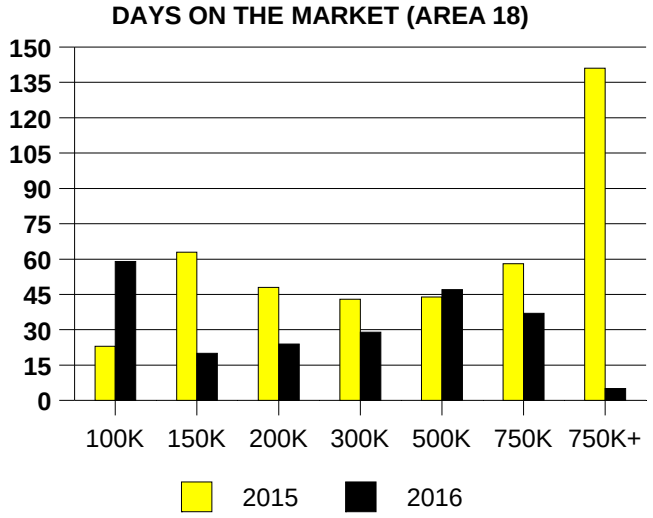

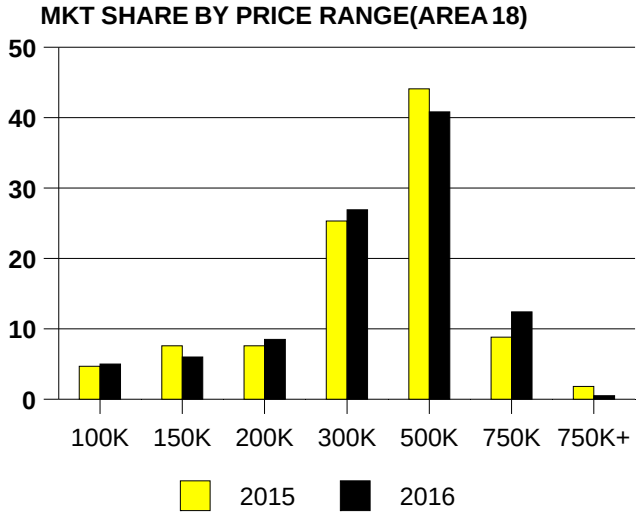

SALE/LIST PRICE RATIO

0K-100K	97.3%
101K-150K	101.6%
151K-200K	100.1%
201K-300K	98.1%
301K-500K	97.8%
501K-750K	98.1%
751K+	95.5%

AVERAGE OVERPRICING
Original List Price to Sale Price

2015	3.7%
2016	3.7%

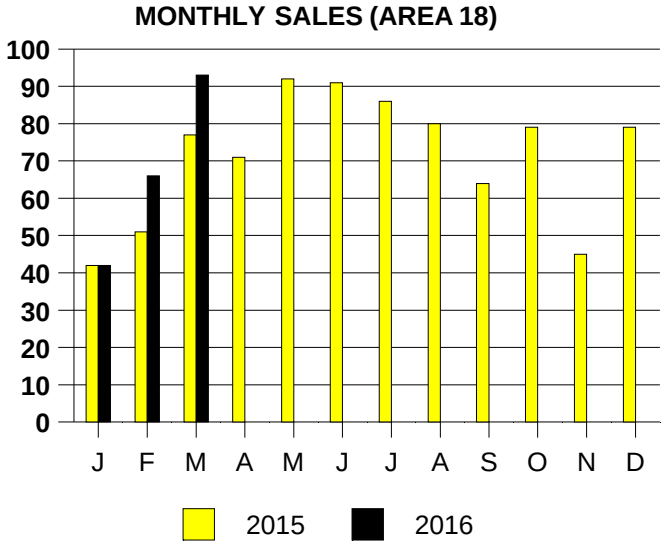

Inventory not shown where no sales

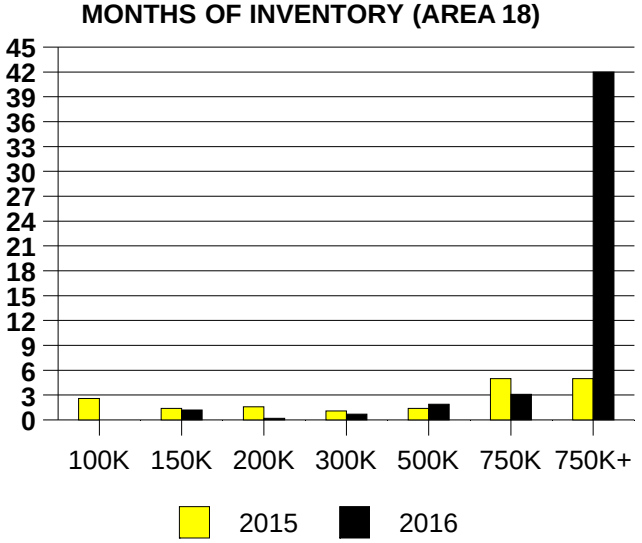

NTREIS Sold informaton as of 04/08/2016

CHICAGO TITLE

DENTON 1st Qtr 2016

	2015	2016
Total Sold Volume	$ 52,889,826	$ 76,544,880
Number of Sales	263	340
Median Sale Price	$ 180,000	$ 207,700

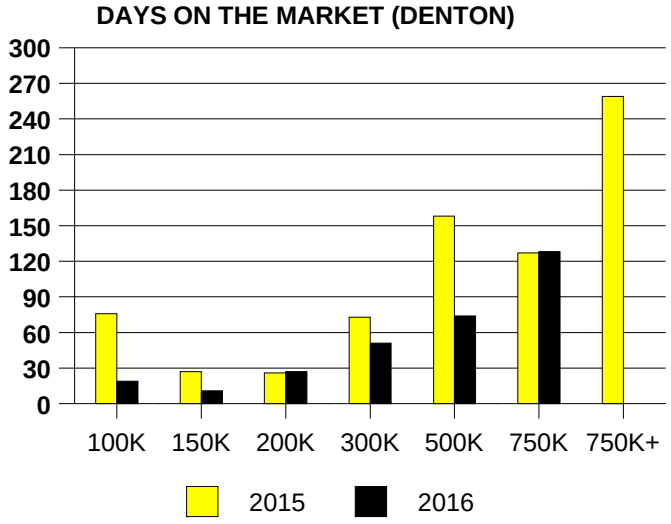

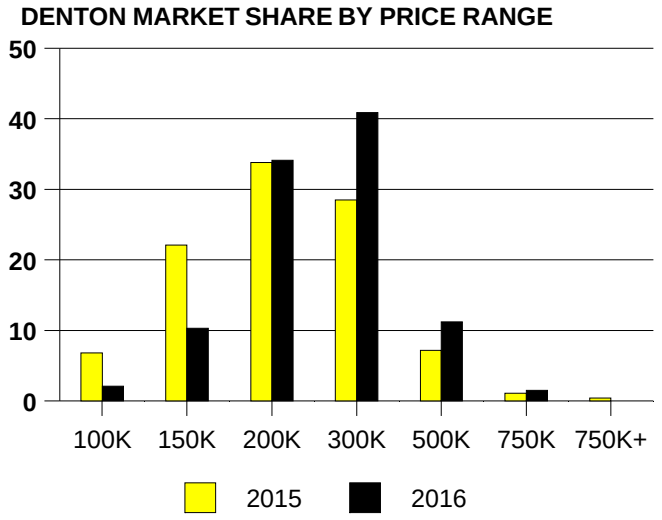

SALE/LIST PRICE RATIO

0K-100K	104.6%
101K-150K	100.7%
151K-200K	99.6%
201K-300K	98.8%
301K-500K	97.5%
501K-750K	94.9%
751K+	NONE

AVERAGE OVERPRICING
Original List Price to Sale Price

2015	2.4%
2016	1.8%

Inventory not shown where no sales

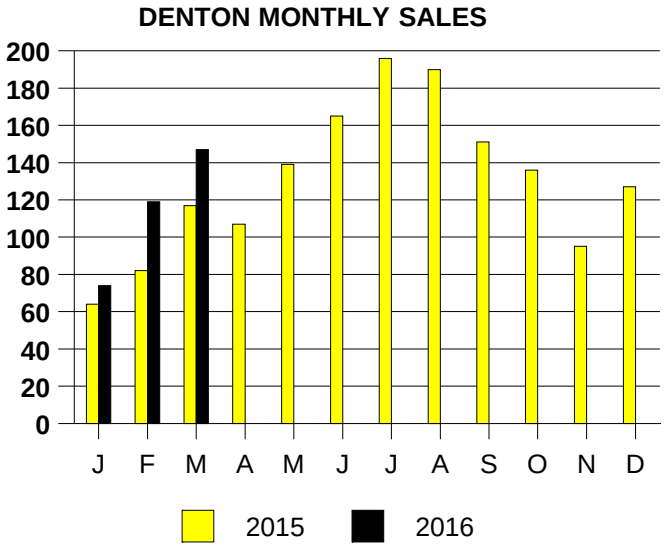

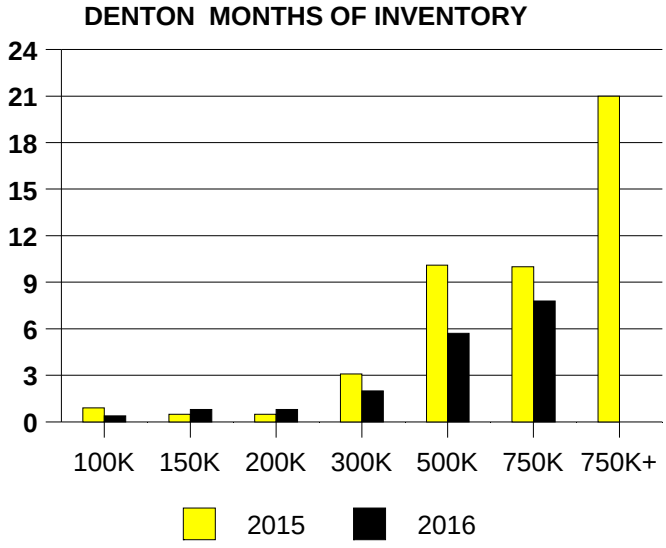

NTREIS Sold informaton as of 04/08/2016

CHICAGO TITLE

FAIRVIEW 1st Qtr 2016

	2015	2016
Total Sold Volume	$ 19,716,317	$ 17,976,933
Number of Sales	43	39
Median Sale Price	$ 393,500	$ 372,500

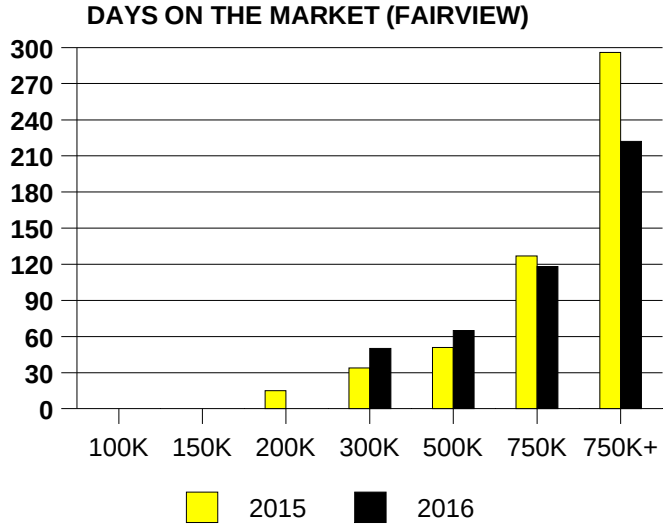

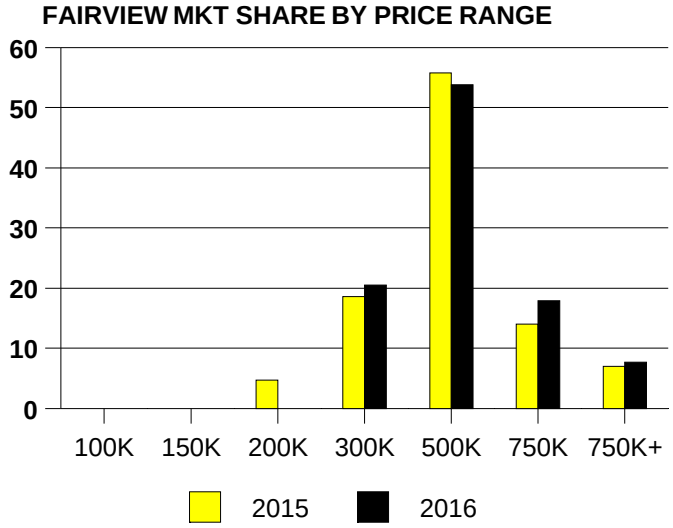

SALE/LIST PRICE RATIO

0K-100K	NONE
101K-150K	NONE
151K-200K	NONE
201K-300K	98.0%
301K-500K	100.3%
501K-750K	97.1%
751K+	93.2%

AVERAGE OVERPRICING
Original List Price to Sale Price

2015	2.8%
2016	3.0%

Inventory not shown where no sales

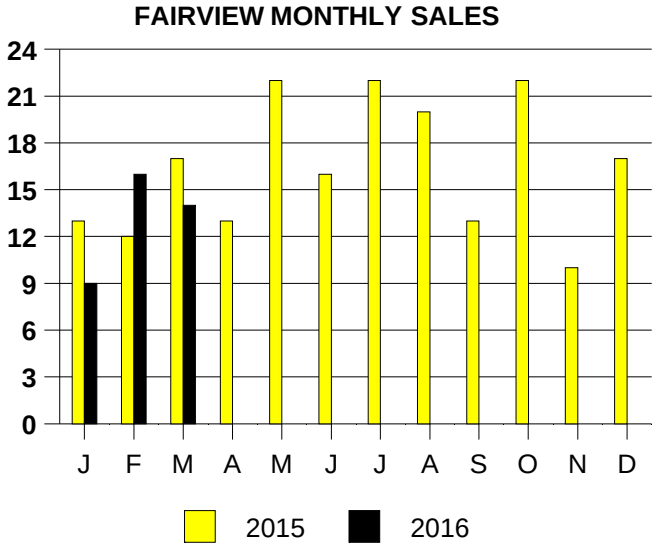

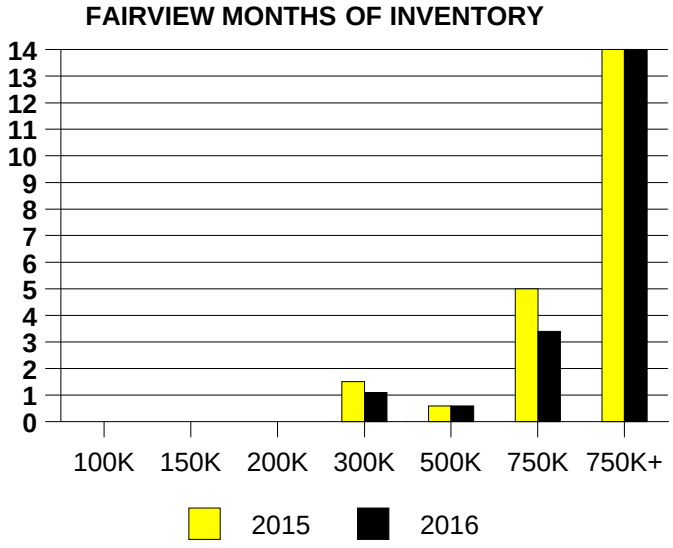

NTREIS Sold informaton as of 04/08/2016

CHICAGO TITLE

FLOWER MOUND

1st Qtr 2016

	2015	2016
Total Sold Volume	$ 82,415,172	$ 101,758,800
Number of Sales	211	260
Median Sale Price	$ 350,000	$ 335,000

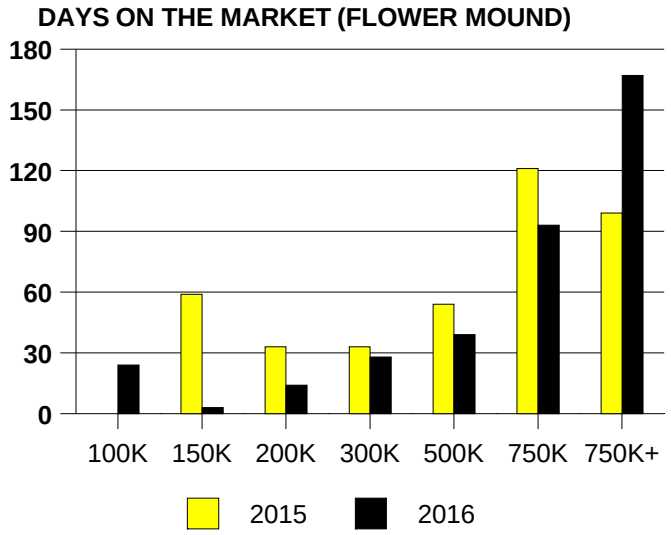

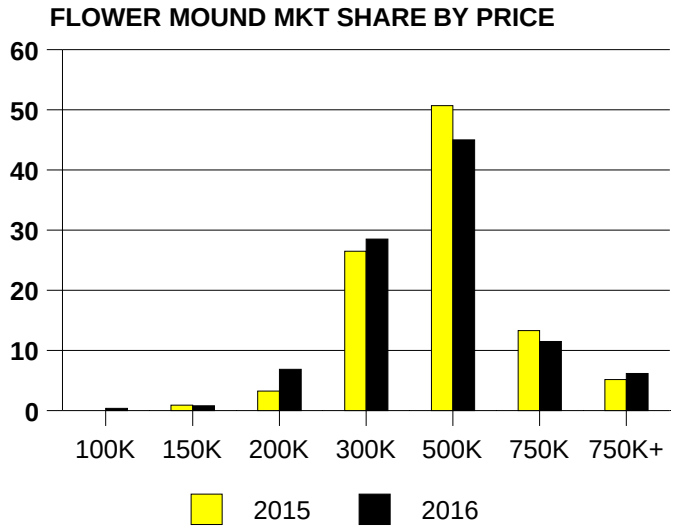

SALE/LIST PRICE RATIO	
0K-100K	87.6%
101K-150K	100.0%
151K-200K	98.9%
201K-300K	100.8%
301K-500K	99.3%
501K-750K	96.8%
751K+	95.0%

AVERAGE OVERPRICING Original List Price to Sale Price	
2015	2.4%
2016	2.1%

Inventory not shown where no sales

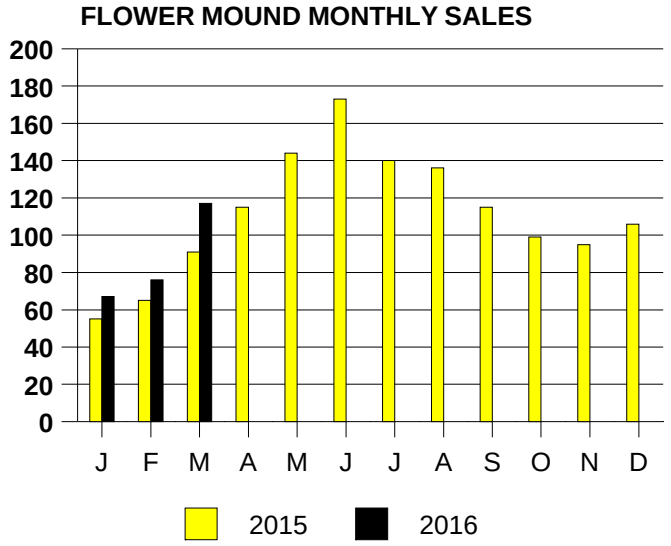

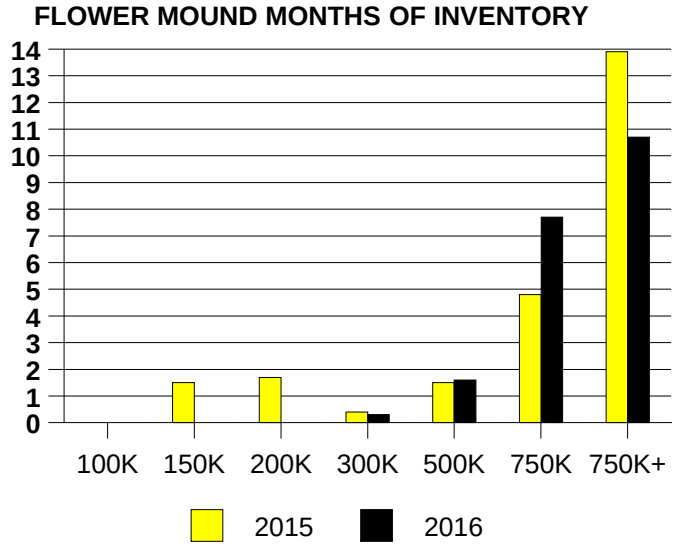

NTREIS Sold informaton as of 04/08/2016

CHICAGO TITLE

FRISCO 1st Qtr 2016

	2015	2016
Total Sold Volume	$ 225,462,194	$ 252,430,984
Number of Sales	578	611
Median Sale Price	$ 352,750	$ 368,700

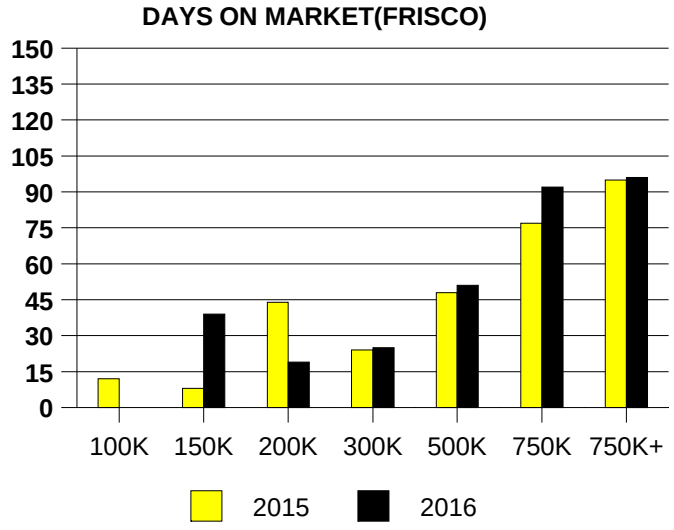

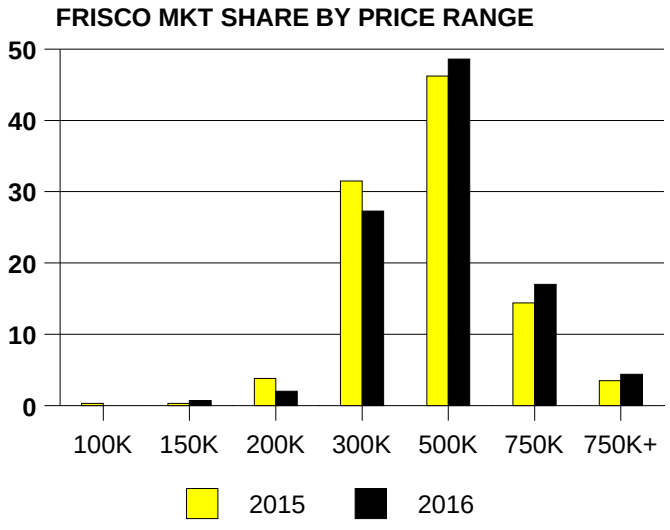

SALE/LIST PRICE RATIO

0K-100K	NONE
101K-150K	100.8%
151K-200K	98.2%
201K-300K	100.3%
301K-500K	99.2%
501K-750K	96.3%
751K+	95.6%

AVERAGE OVERPRICING
Original List Price to Sale Price

2015	1.9%
2016	2.8%

Inventory not shown where no sales

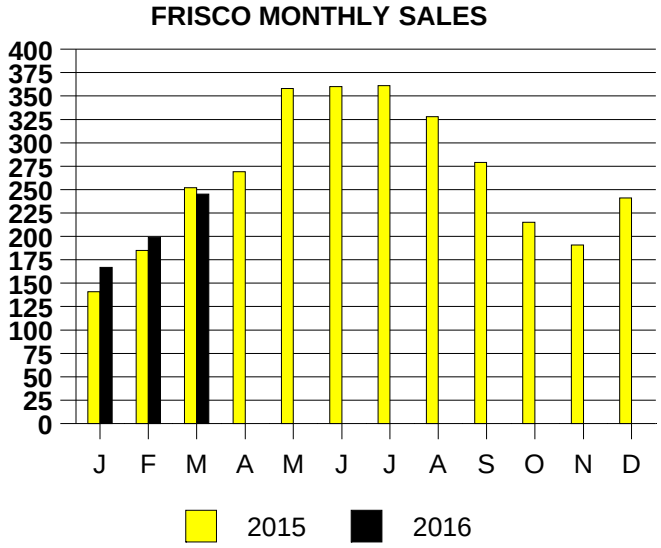

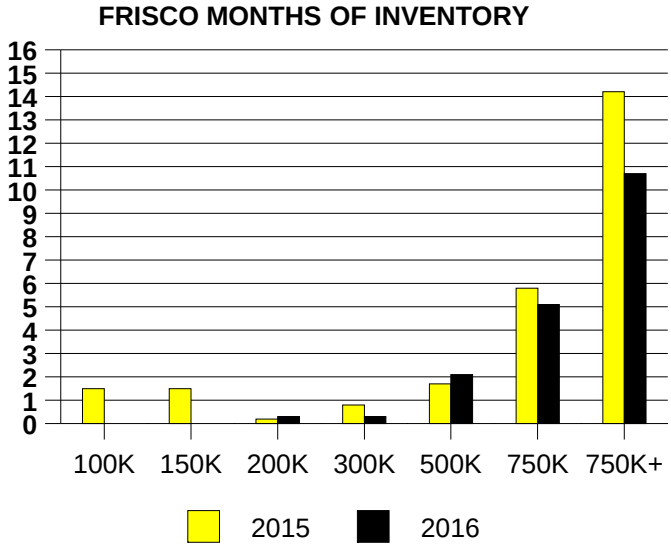

NTREIS Sold informaton as of 04/08/2016

CHICAGO TITLE

GARLAND 1st Qtr 2016

	2015	2016
Total Sold Volume	$ 67,844,172	$ 85,701,148
Number of Sales	433	493
Median Sale Price	$ 139,700	$ 155,900

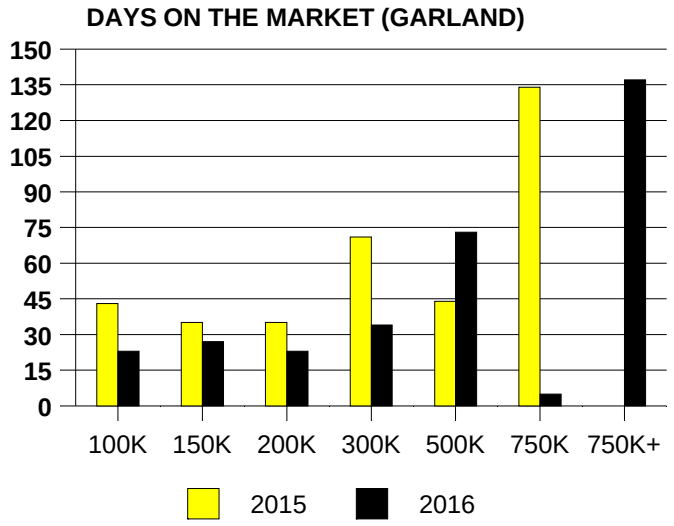

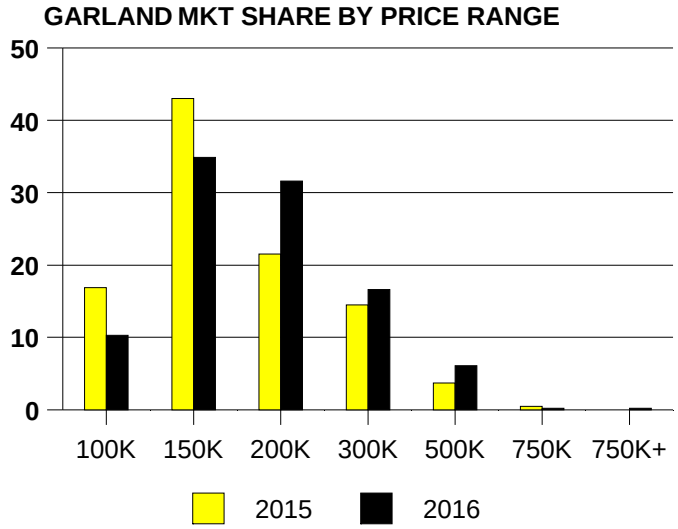

SALE/LIST PRICE RATIO	
0K-100K	98.6%
101K-150K	99.6%
151K-200K	100.9%
201K-300K	99.6%
301K-500K	97.2%
501K-750K	100.0%
751K+	94.1%

AVERAGE OVERPRICING Original List Price to Sale Price	
2015	1.8%
2016	1.8%

Inventory not shown where no sales

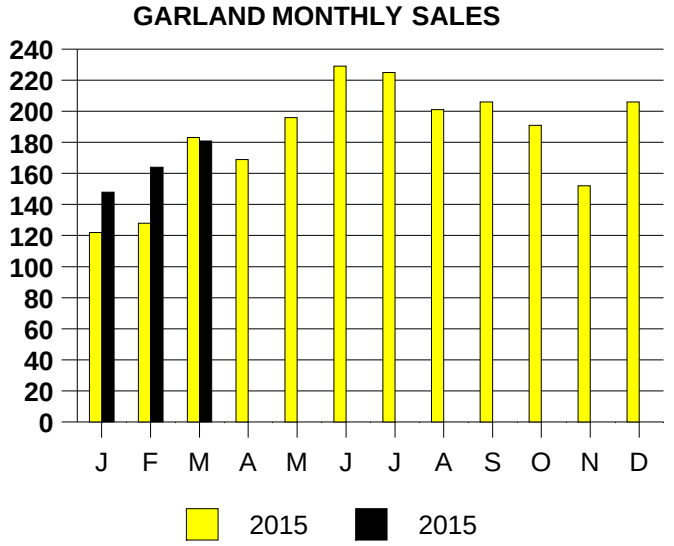

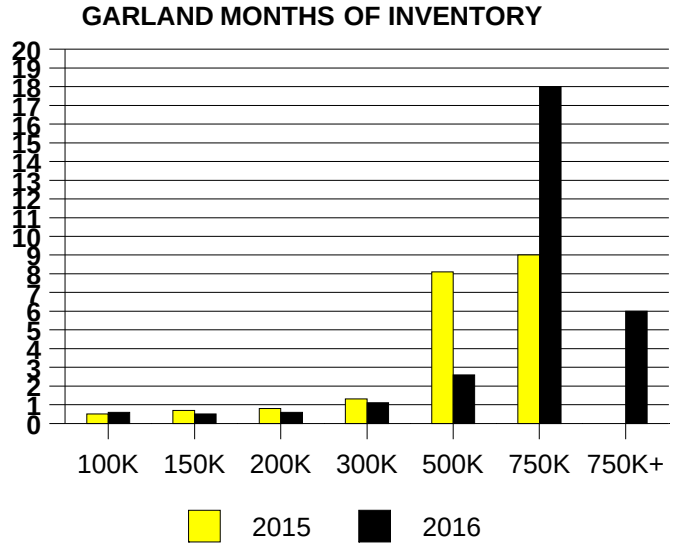

NTREIS Sold informaton as of 04/08/2016

CHICAGO TITLE

GRAND PRAIRIE 1st Qtr 2016

	2015	2016
Total Sold Volume	$68,949,130	$ 89,575,200
Number of Sales	370	440
Median Sale Price	$ 170,000	$ 186,250

DAYS ON THE MARKET (GRAND PRAIRIE)

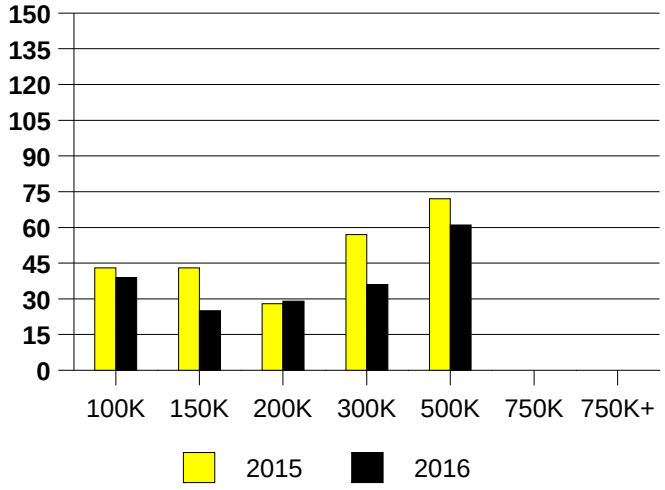

GRAND PRAIRIE MKT SHARE BY PRICE RANGE

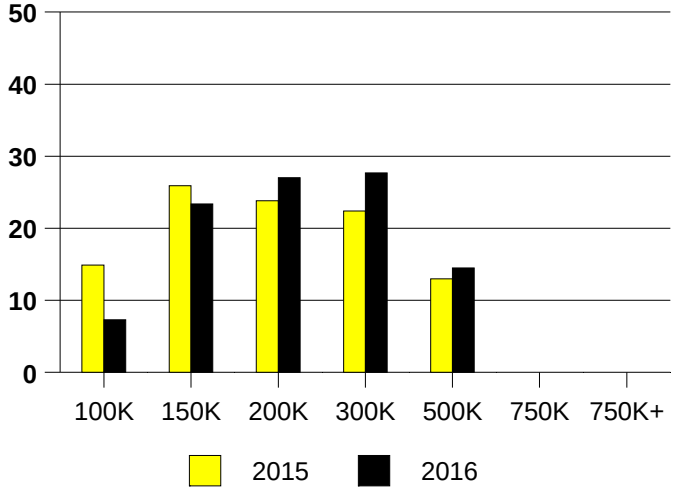

SALE/LIST PRICE RATIO	
0K-100K	96.1%
101K-150K	99.7%
151K-200K	99.6%
201K-300K	99.2%
301K-500K	100.8%
501K-750K	NONE
751K+	NONE

AVERAGE OVERPRICING Original List Price to Sale Price	
2015	2.6%
2016	1.8%

Inventory not shown where no sales

GRAND PRAIRIE MONTHLY SALES

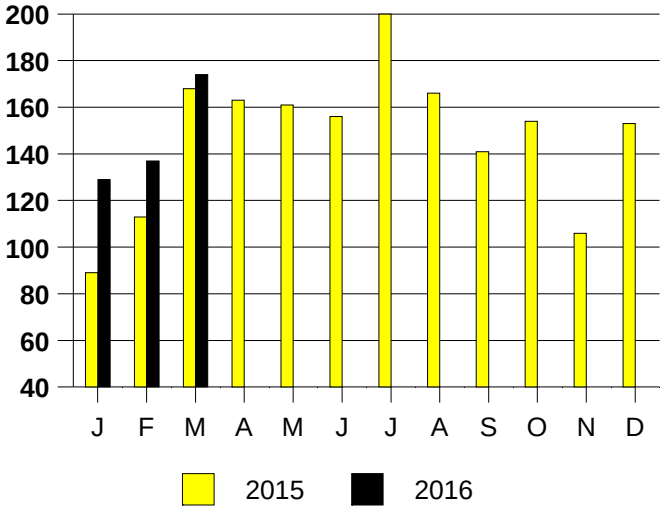

GRAND PRAIRIE MONTHS OF INVENTORY

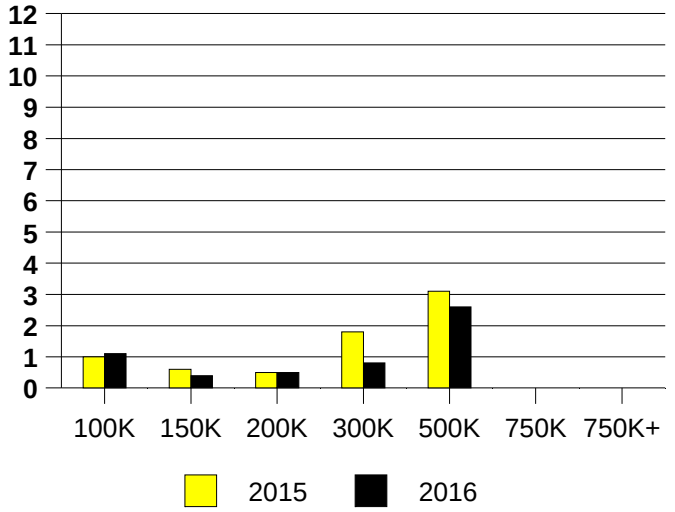

NTREIS Sold informaton as of 04/08/2016

CHICAGO TITLE

GRAPEVINE 1st Qtr 2016

	2015	2016
Total Sold Volume	$ 40,275,092	$ 37,522,980
Number of Sales	121	110
Median Sale Price	$ 281,000	$ 328,450

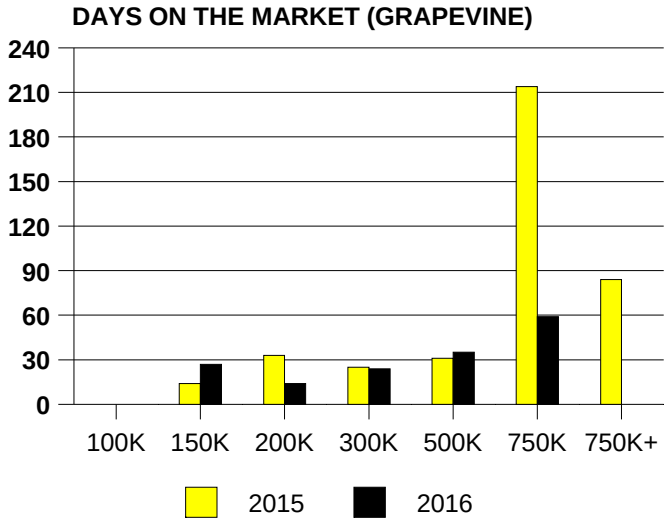

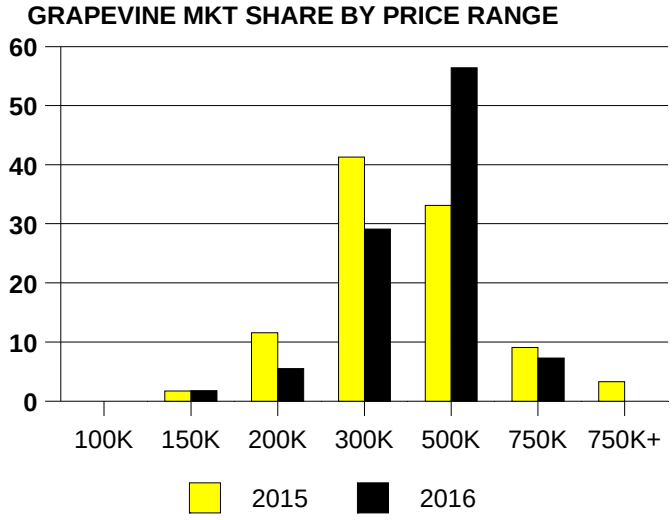

SALE/LIST PRICE RATIO

0K-100K	NONE
101K-150K	99.8%
151K-200K	98.0%
201K-300K	98.8%
301K-500K	98.8%
501K-750K	96.0%
751K+	NONE

AVERAGE OVERPRICING
Original List Price to Sale Price

2015	1.3%
2016	2.8%

Inventory not shown where no sales

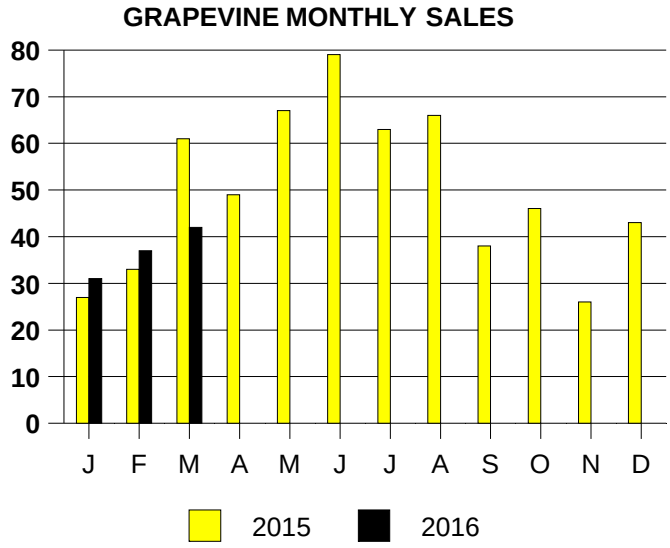

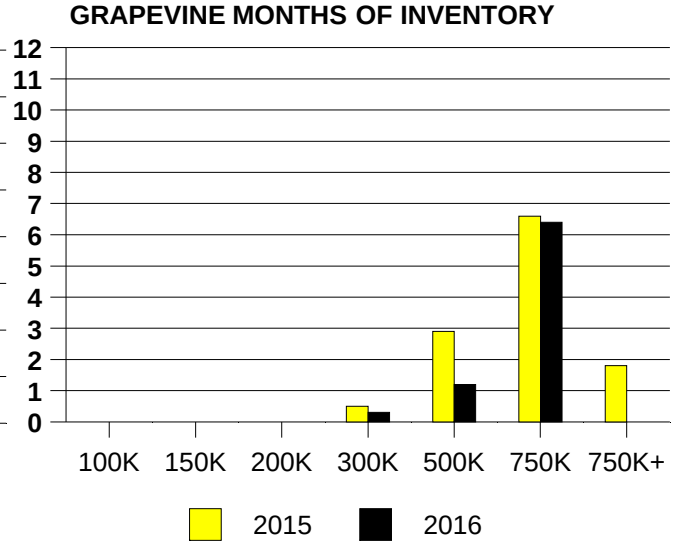

NTREIS Sold informaton as of 04/08/2016

CHICAGO TITLE

HIGHLAND PARK 1st Qtr 2016

	2015	2016
Total Sold Volume	$ 30,968,994	$ 39,700,100
Number of Sales	21	22
Median Sale Price	$ 1,370,000	$ 1,701,300

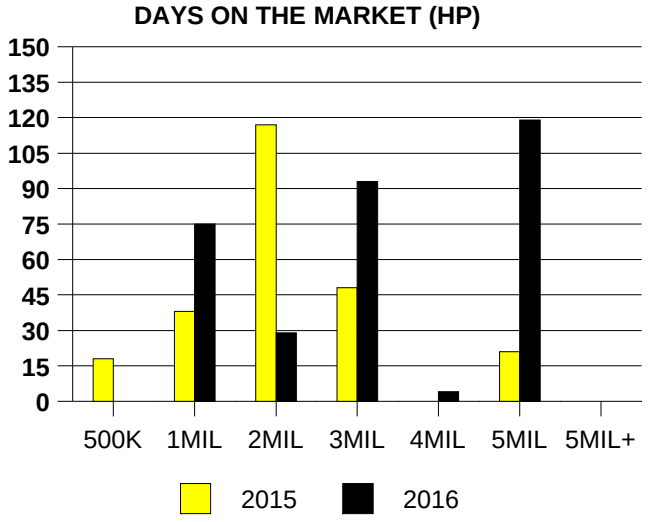

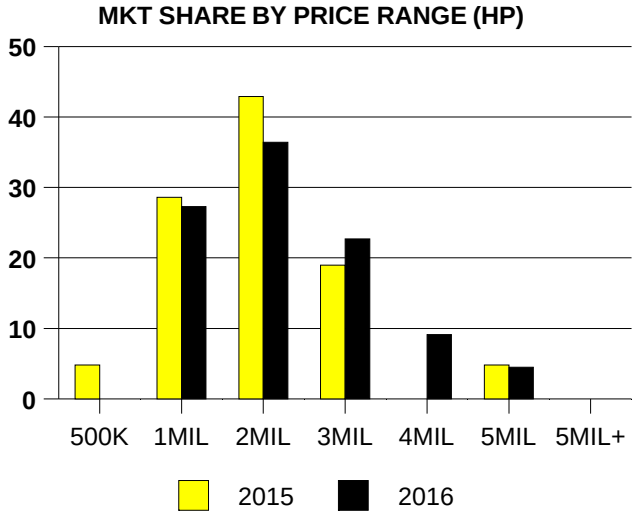

SALE/LIST PRICE RATIO

0K-500K	NONE
501K-1MIL	93.8%
1MIL-2MIL	96.4%
2MIL-3MIL	95.9%
3MIL-4MIL	99.6%
4MIL-5MIL	81.8%
5MIL+	NONE

AVERAGE OVERPRICING
Orig List Price to Sale Price

2015	5.6%
2016	6.9%

Inventory not shown where no sales

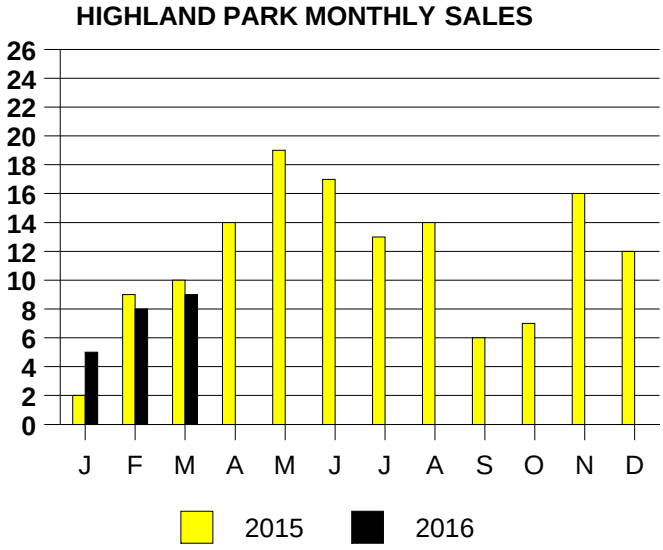

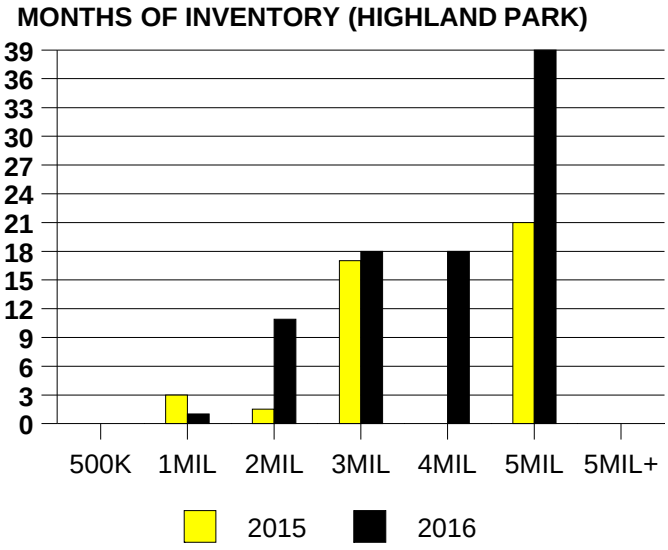

NTREIS Sold information as of 04/08/2016

CHICAGO TITLE

HIGHLAND VILLAGE 1st Qtr 2016

	2015	2016
Total Sold Volume	$ 14,334,600	$ 15,819,915
Number of Sales	40	43
Median Sale Price	$ 320,500	$ 335,000

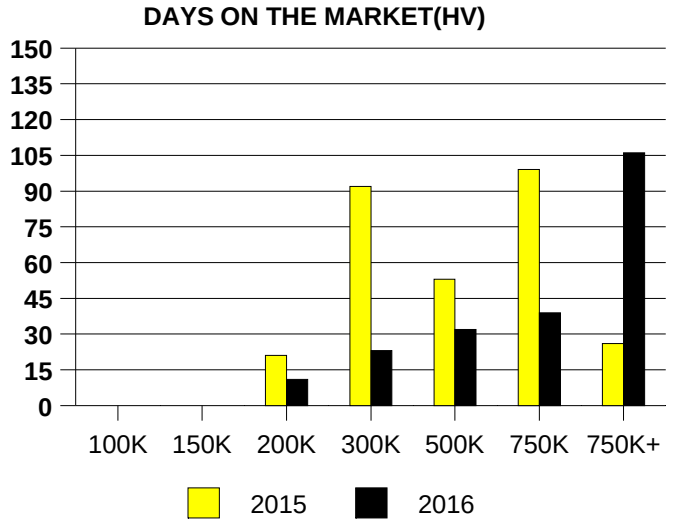

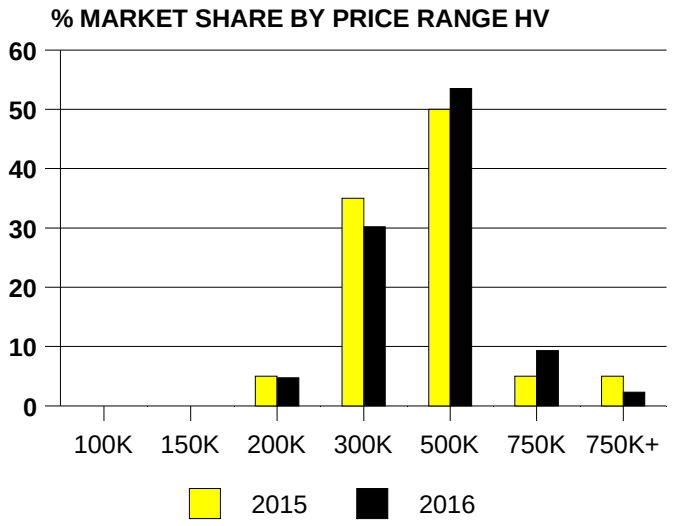

SALE/LIST PRICE RATIO

0K-100K	NONE
101K-150K	NONE
151K-200K	98.6%
201K-300K	95.0%
301K-500K	99.8%
501K-750K	98.0%
751K+	83.5%

AVERAGE OVERPRICING
Original List Price to Sale Price

2015	4.1%
2016	3.8%

Inventory not shown where no sales

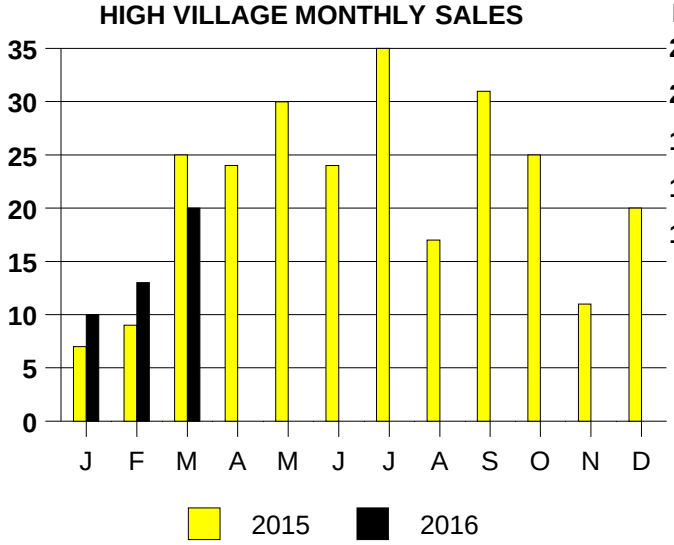

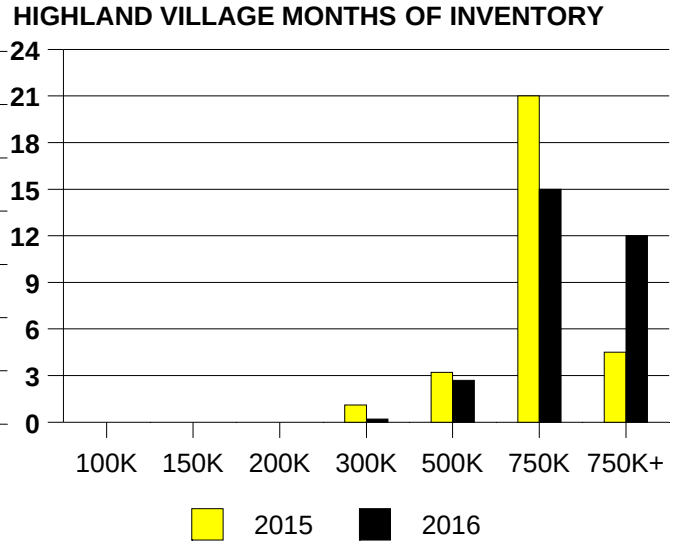

NTREIS Sold informaton as of 04/08/2016

CHICAGO TITLE

HURST 1st Qtr 2016

	2015	2016
Total Sold Volume	$ 18,287,379	$ 20,963,152
Number of Sales	99	112
Median Sale Price	$ 164,450	$ 174,250

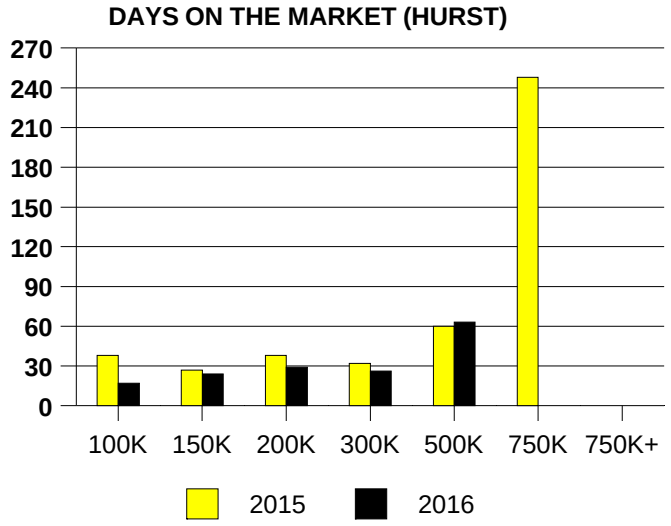

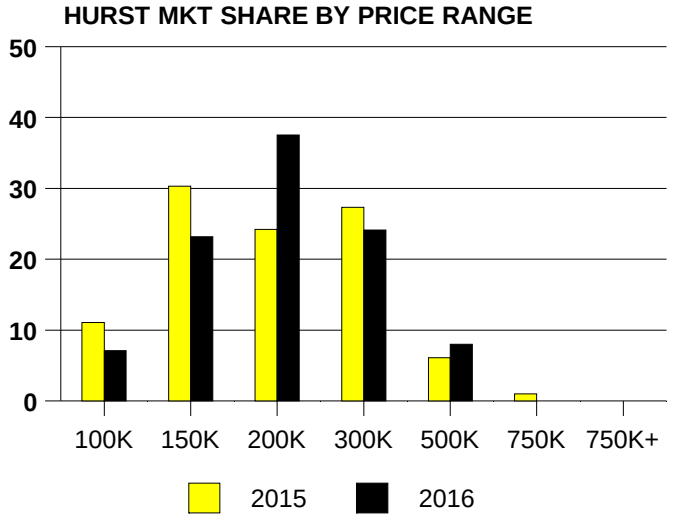

SALE/LIST PRICE RATIO

0K-100K	94.3%
101K-150K	100.0%
151K-200K	100.1%
201K-300K	99.9%
301K-500K	99.0%
501K-750K	NONE
751K+	NONE

AVERAGE OVERPRICING
Original List Price to Sale Price

2015	3.2%
2016	2.6%

Inventory not shown where no sales

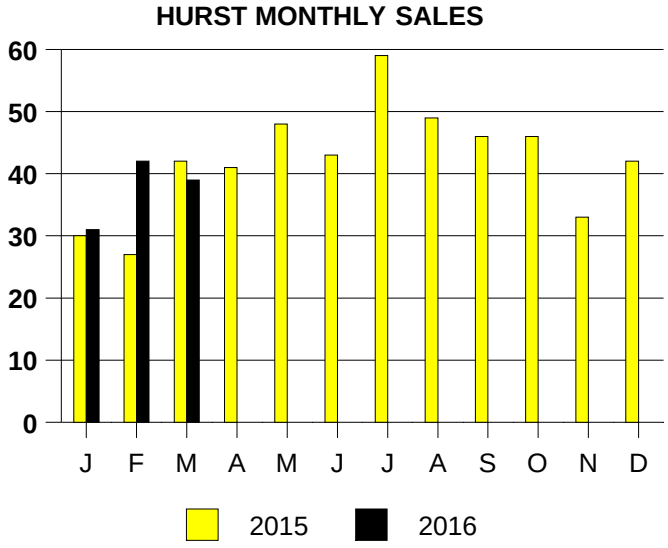

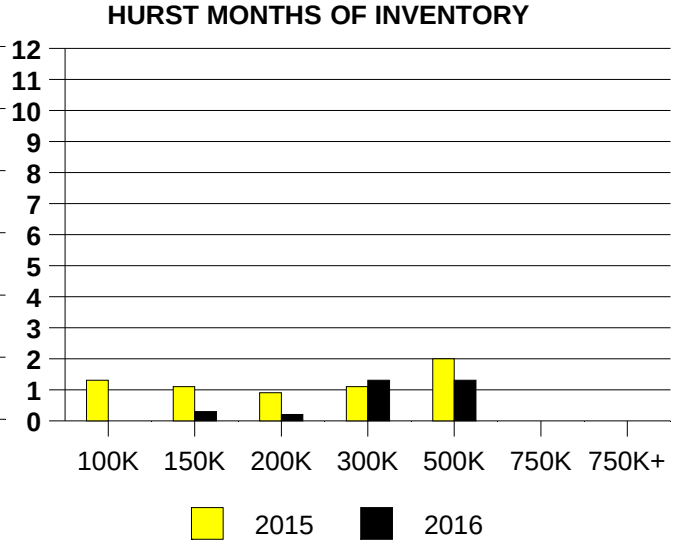

NTREIS Sold informaton as of 04/08/2016

CHICAGO TITLE

IRVING

1st Qtr 2016

	2015	2016
Total Sold Volume	$ 78,600,182	$ 98,374,144
Number of Sales	298	352
Median Sale Price	$ 219,450	$ 221,500

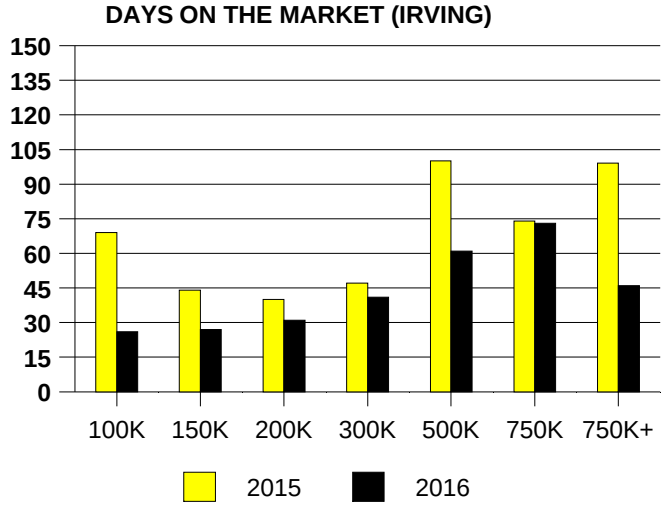

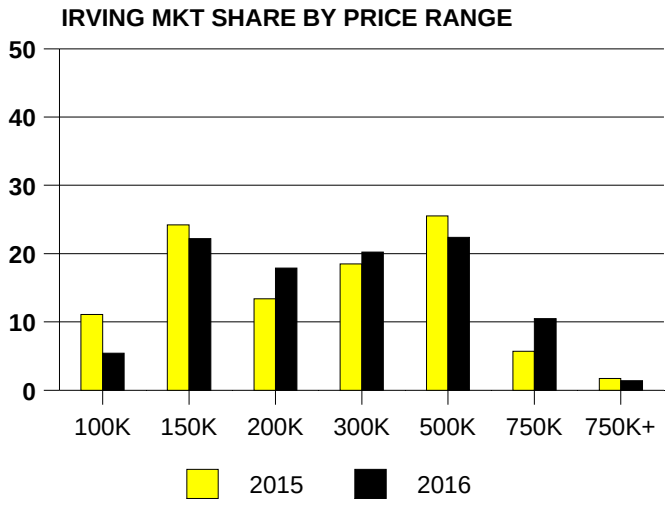

SALE/LIST PRICE RATIO	
0K-100K	103.4%
101K-150K	101.4%
151K-200K	99.8%
201K-300K	98.8%
301K-500K	97.9%
501K-750K	97.2%
751K+	95.9%

AVERAGE OVERPRICING Original List Price to Sale Price	
2015	3.5%
2016	1.8%

Inventory not shown where no sales

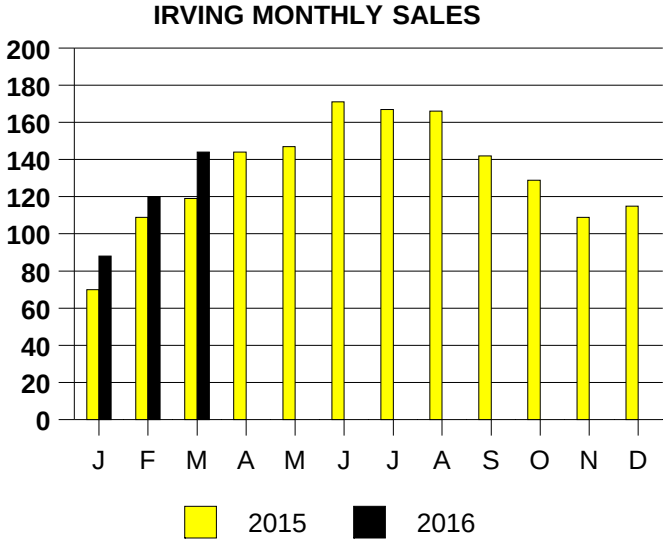

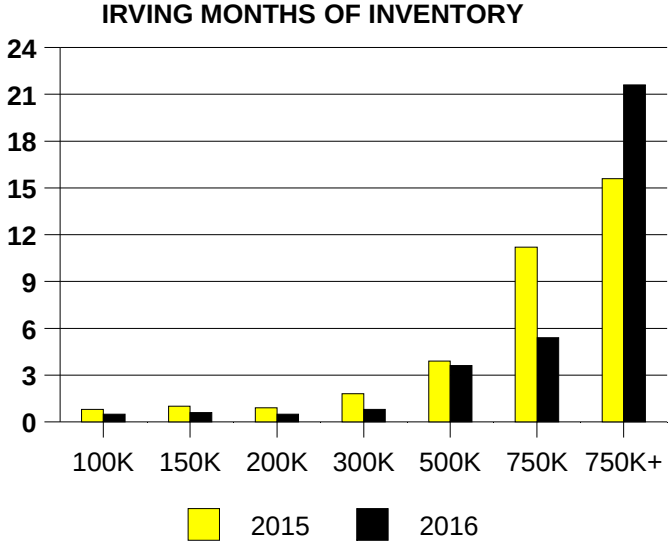

NTREIS Sold informaton as of 04/08/2016

CHICAGO TITLE

KELLER 1st Qtr 2016

	2015	2016
Total Sold Volume	$ 68,449,260	$ 67,076,390
Number of Sales	165	170
Median Sale Price	$ 395,000	$ 379,500

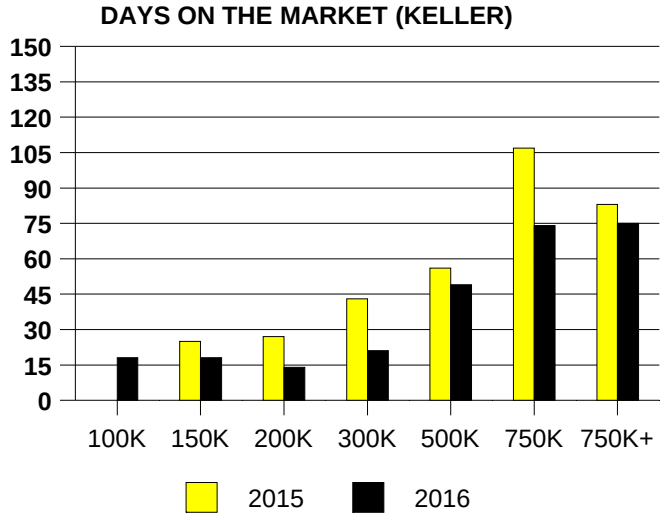

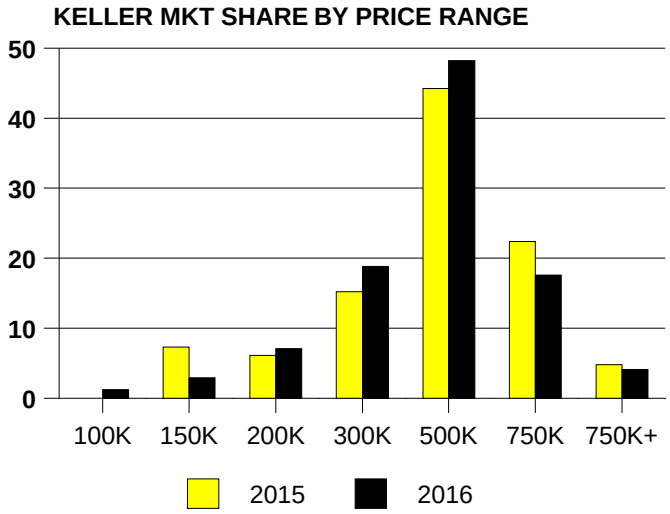

SALE/LIST PRICE RATIO

0K-100K	91.9%
101K-150K	98.7%
151K-200K	100.1%
201K-300K	99.2%
301K-500K	98.5%
501K-750K	97.6%
751K+	98.6%

AVERAGE OVERPRICING
Original List Price to Sale Price

2015	3.7%
2016	2.7%

Inventory not shown where no sales

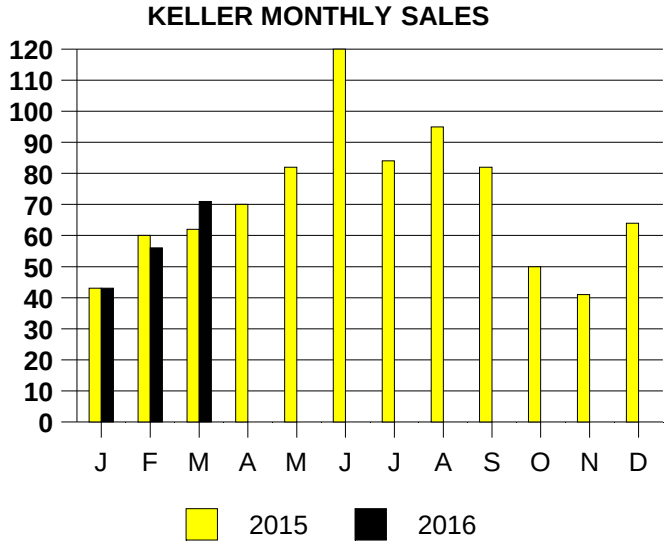

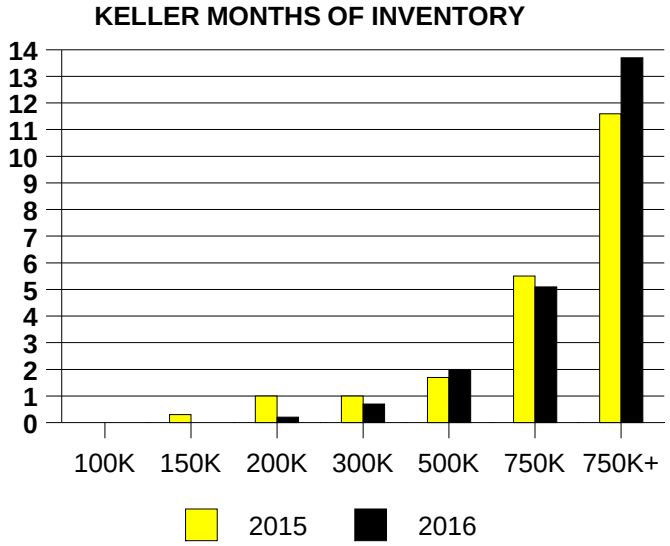

NTREIS Sold informaton as of 04/08/2016

CHICAGO TITLE

LAKE DALLAS 1st Qtr 2016

	2015	2016
Total Sold Volume	$ 4,015,518	$ 4,831,675
Number of Sales	26	25
Median Sale Price	$ 161,500	$ 201,000

LAKE DALLAS DAYS ON THE MARKET

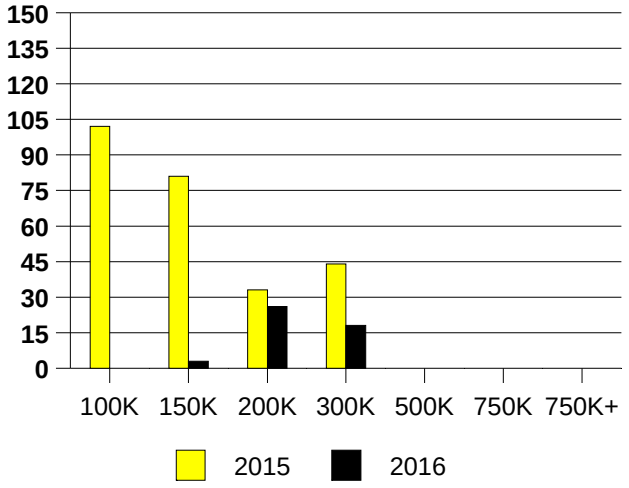

LAKE DALLAS MKT SHARE BY PRICE RANGE

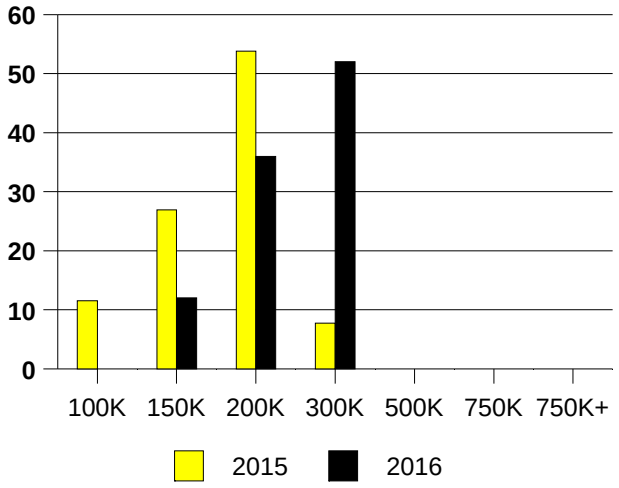

SALE/LIST PRICE RATIO	
0K-100K	NONE
101K-150K	104.2%
151K-200K	100.0%
201K-300K	100.0%
301K-500K	NONE
501K-750K	NONE
751K+	NONE

AVERAGE OVERPRICING Original List Price to Sale Price	
2015	1.8%
2016	0.6%

Inventory not shown where no sales

LAKE DALLAS MONTHLY SALES

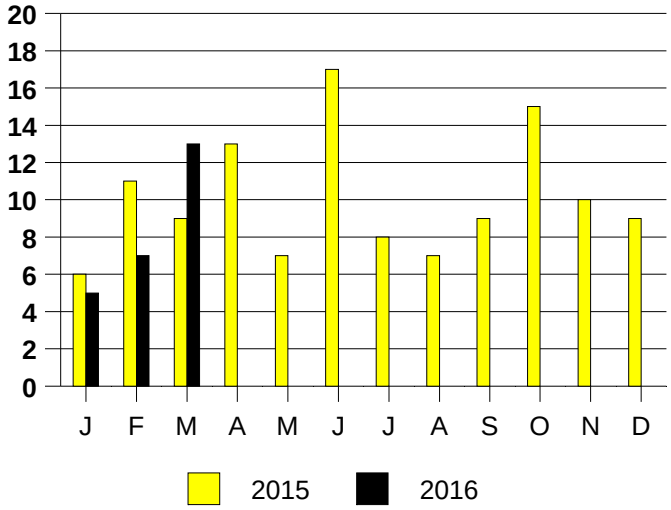

LAKE DALLAS MONTHS OF INVENTORY

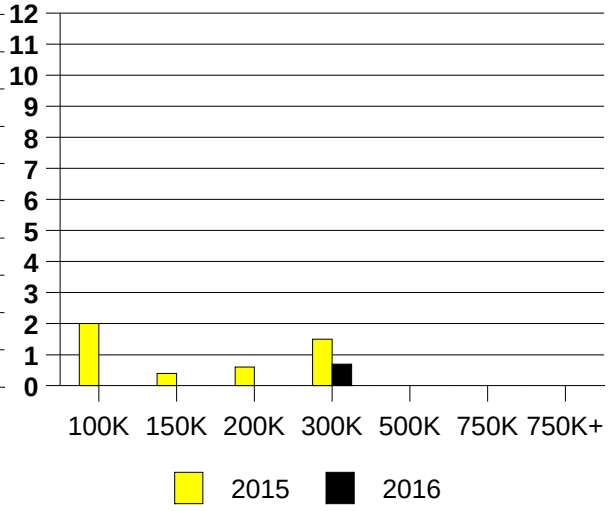

NTREIS Sold informaton as of 04/08/2016

CHICAGO TITLE

LEWISVILLE

1st Qtr 2016

	2015	2016
Total Sold Volume	$ 57,579,210	$ 74,018,194
Number of Sales	234	263
Median Sale Price	$ 205,000	$ 237,000

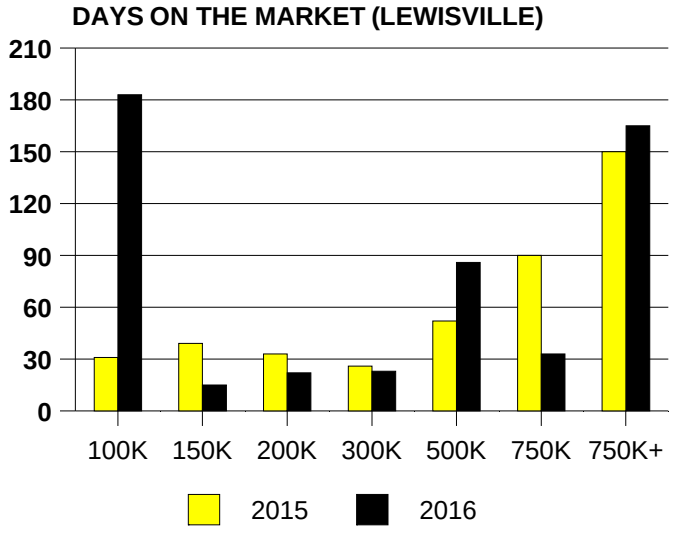

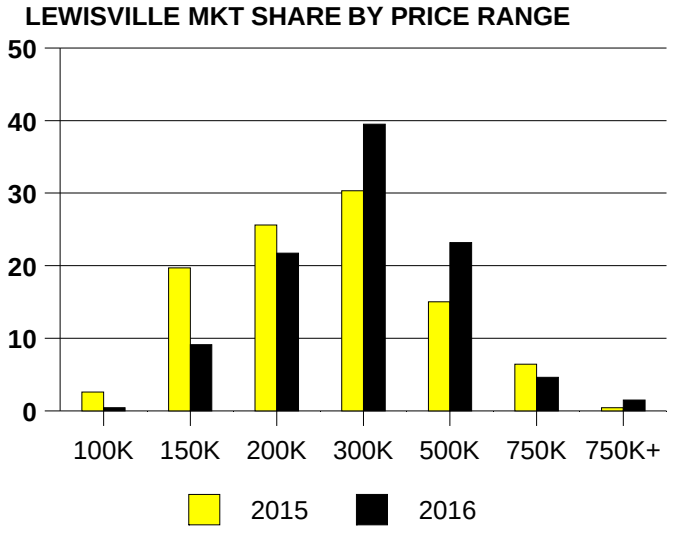

SALE/LIST PRICE RATIO

0K-100K	121.9%
101K-150K	101.9%
151K-200K	100.7%
201K-300K	100.6%
301K-500K	97.0%
501K-750K	97.3%
751K+	94.9%

AVERAGE OVERPRICING
Original List Price to Sale Price

2015	1.6%
2016	1.3%

Inventory not shown where no sales

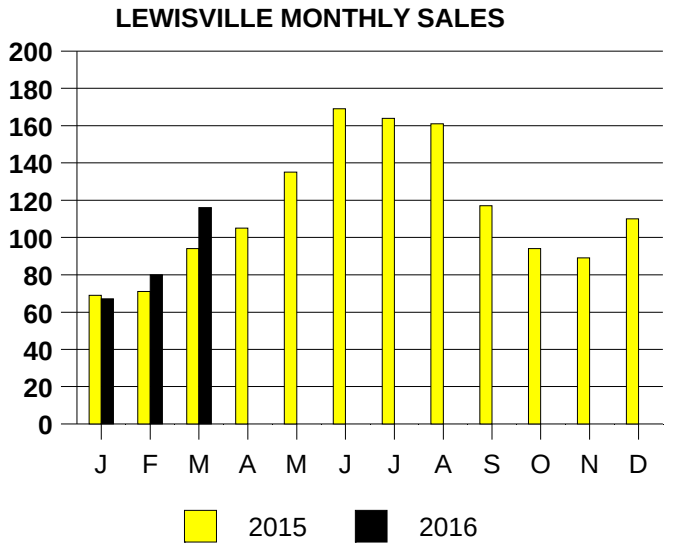

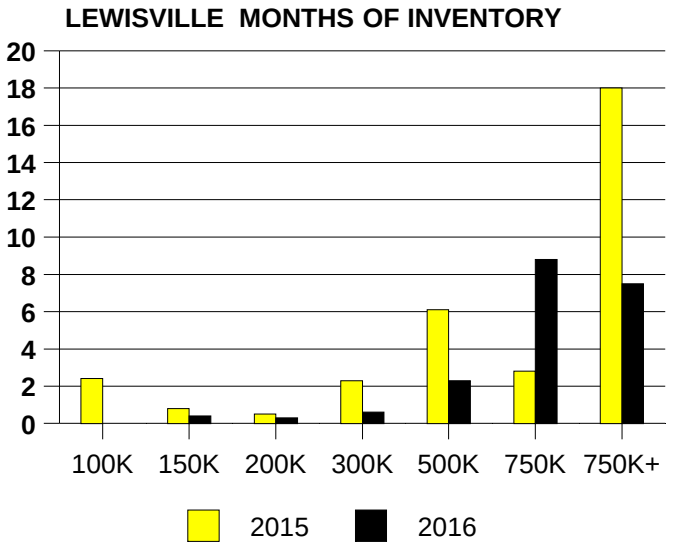

NTREIS Sold informaton as of 04/08/2016

CHICAGO TITLE

LITTLE ELM

1st Qtr 2016

	2015	2016
Total Sold Volume	$ 62,293,285	$ 74,495,010
Number of Sales	265	285
Median Sale Price	$ 226,318	$ 250,000

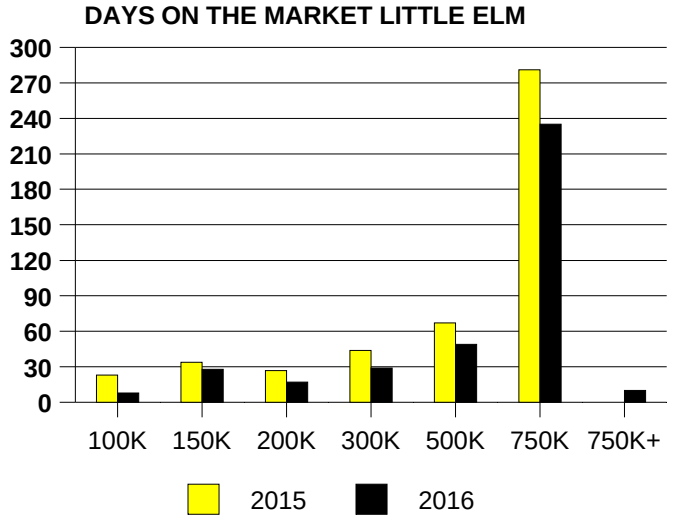

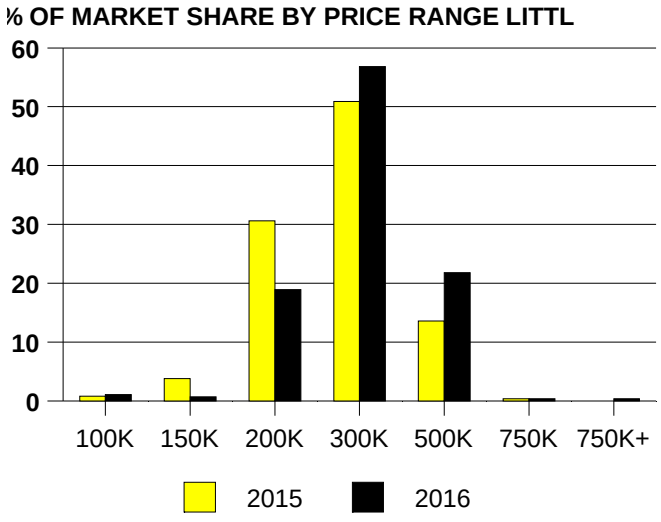

SALE/LIST PRICE RATIO

0K-100K	94.6%
101K-150K	102.8%
151K-200K	101.1%
201K-300K	99.2%
301K-500K	98.2%
501K-750K	98.9%
751K+	97.9%

AVERAGE OVERPRICING
Original List Price to Sale Price

2015	1.5%
2016	1.7%

Inventory not shown where no sales

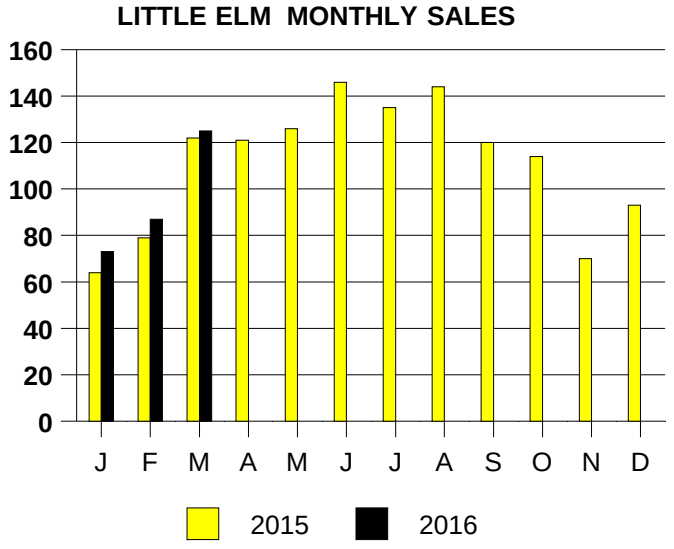

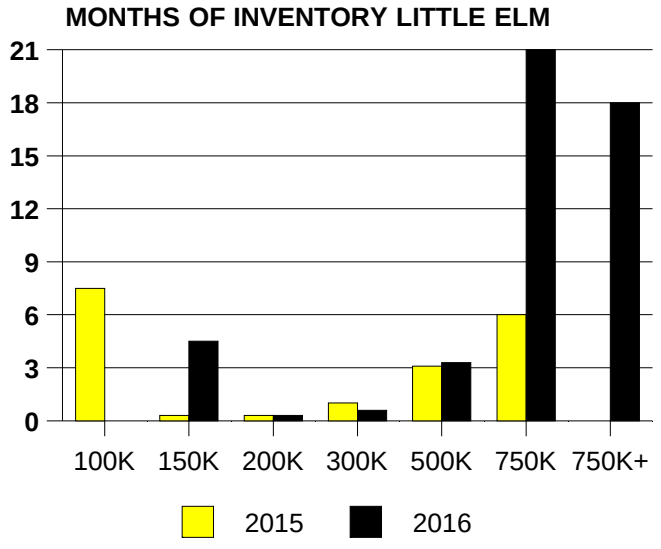

NTREIS Sold informaton as of 04/08/2016

CHICAGO TITLE

LUCAS 1st Qtr 2016

	2015	2016
Total Sold Volume	$ 13,727,896	$ 9,417,643
Number of Sales	26	17
Median Sale Price	$ 519,900	$ 544,400

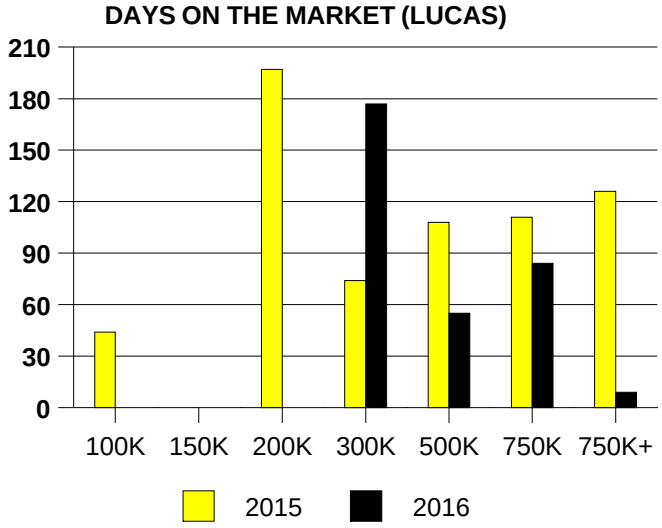

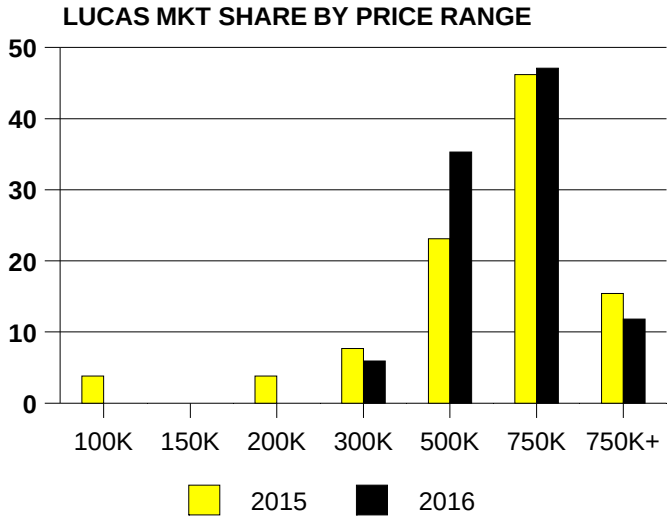

SALE/LIST PRICE RATIO

0K-100K	NONE
101K-150K	NONE
151K-200K	NONE
201K-300K	91.8%
301K-500K	98.6%
501K-750K	97.3%
751K+	99.4%

AVERAGE OVERPRICING
Original List Price to Sale Price

2015	4.7%
2016	4.4%

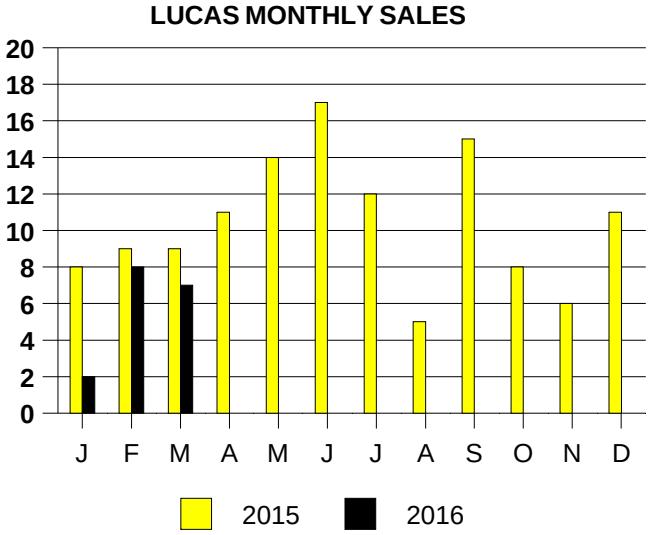

Inventory not shown where no sales

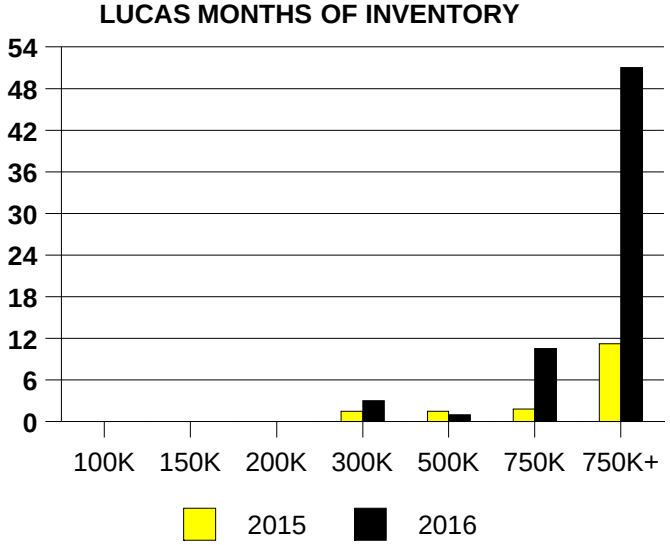

NTREIS Sold informaton as of 04/08/2016

MCKINNEY 1st Qtr 2016

	2015	2016
Total Sold Volume	$ 193,891,035	$ 215,352,840
Number of Sales	663	696
Median Sale Price	$ 264,500	$ 284,250

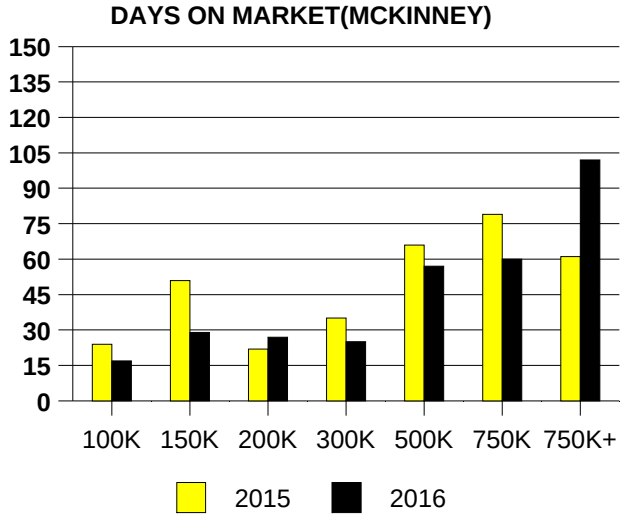

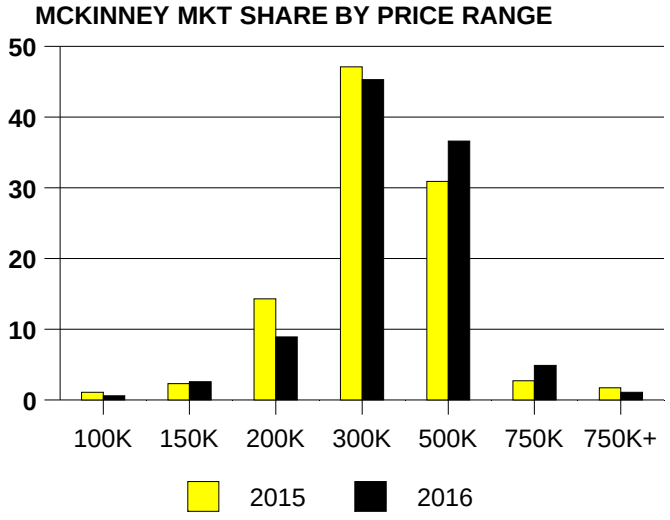

SALE/LIST PRICE RATIO

0K-100K	100.5%
101K-150K	94.1%
151K-200K	99.6%
201K-300K	99.8%
301K-500K	98.4%
501K-750K	97.5%
751K+	96.5%

AVERAGE OVERPRICING
Original List Price to Sale Price

2015	1.6%
2016	2.2%

Inventory not shown where no sales

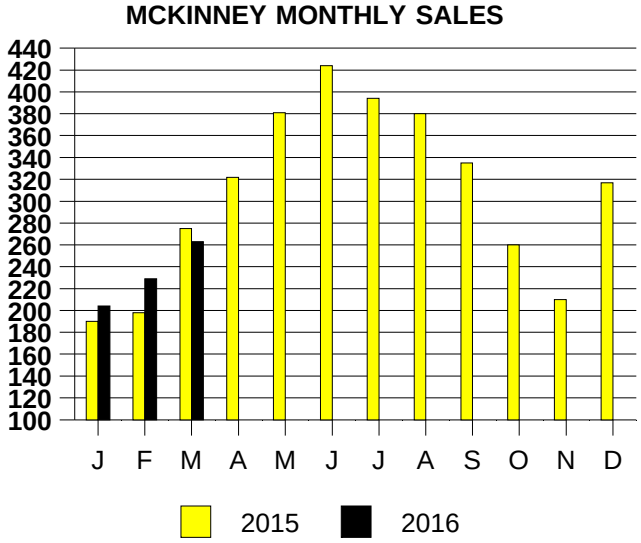

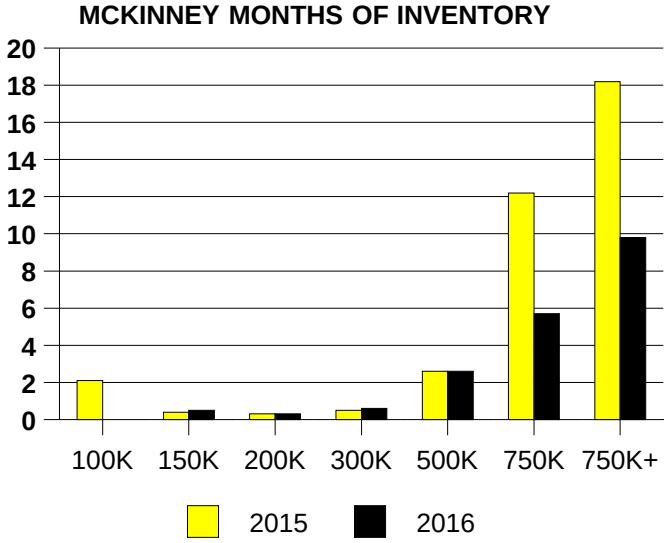

NTREIS Sold informaton as of 04/08/2016

CHICAGO TITLE

MURPHY 1st Qtr 2016

	2015	2016
Total Sold Volume	$15,937,636	$ 18,981,945
Number of Sales	44	51
Median Sale Price	$ 353,000	$ 345,000

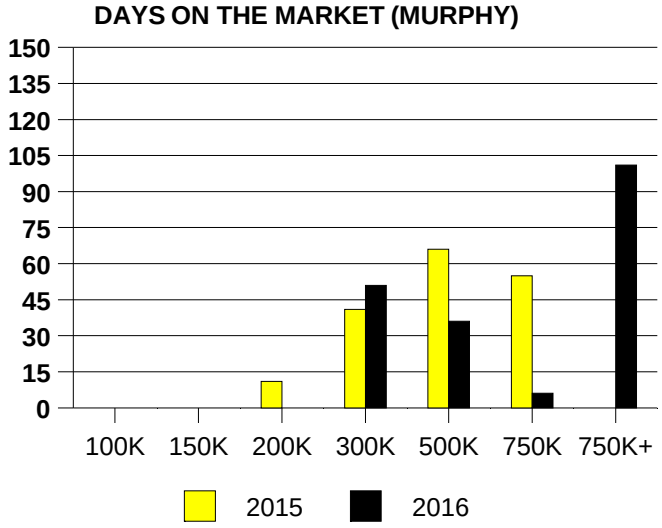

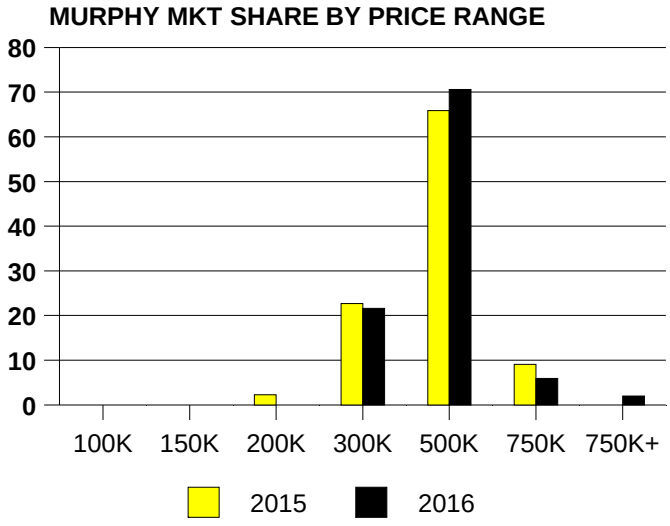

SALE/LIST PRICE RATIO

0K-100K	NONE
101K-150K	NONE
151K-200K	NONE
201K-300K	97.0%
301K-500K	98.4%
501K-750K	97.9%
751K+	99.4%

AVERAGE OVERPRICING
Original List Price to Sale Price

2015	3.4%
2016	2.5%

Inventory not shown where no sales

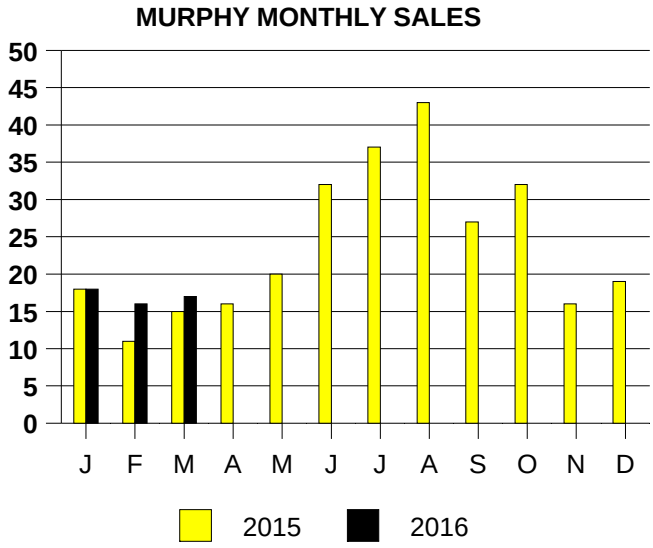

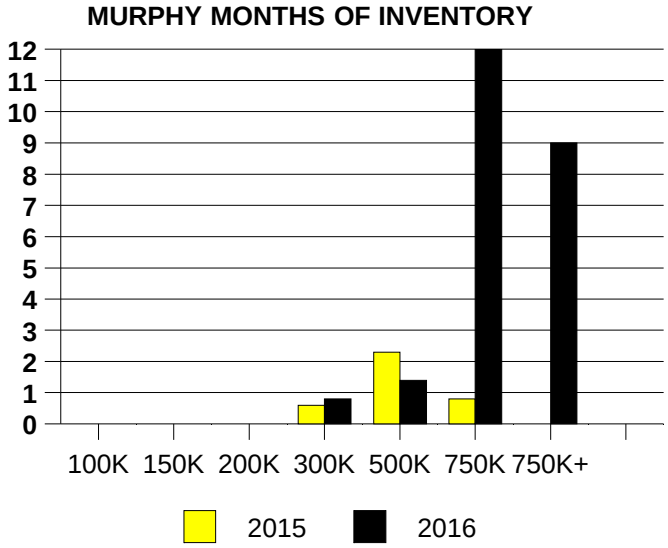

NTREIS Sold informaton as of 04/08/2016

CHICAGO TITLE

PLANO

1st Qtr 2016

	2015	2016
Total Sold Volume	$ 215,020,936	$ 229,636,140
Number of Sales	632	690
Median Sale Price	$ 279,500	$ 286,250

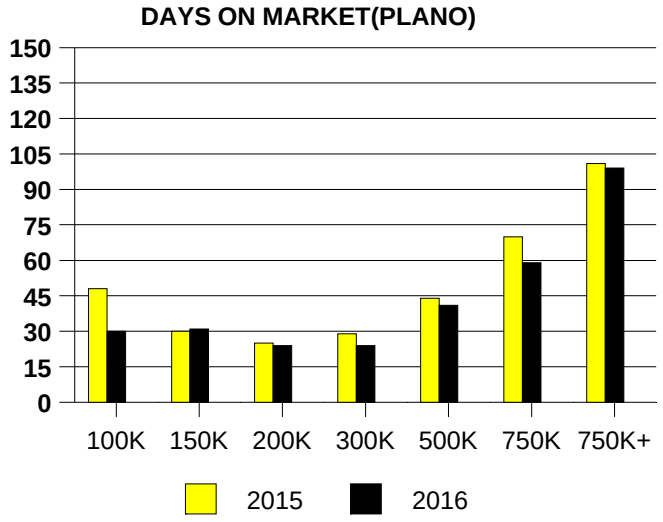

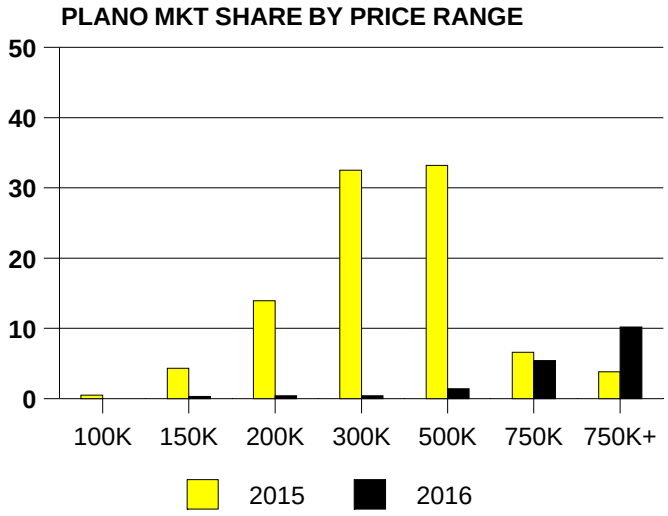

SALE/LIST PRICE RATIO

0K-100K	95.9%
101K-150K	101.0%
151K-200K	99.3%
201K-300K	99.9%
301K-500K	99.6%
501K-750K	96.8%
751K+	95.8%

AVERAGE OVERPRICING
Original List Price to Sale Price

2015	1.0%
2016	1.6%

Inventory not shown where no sales

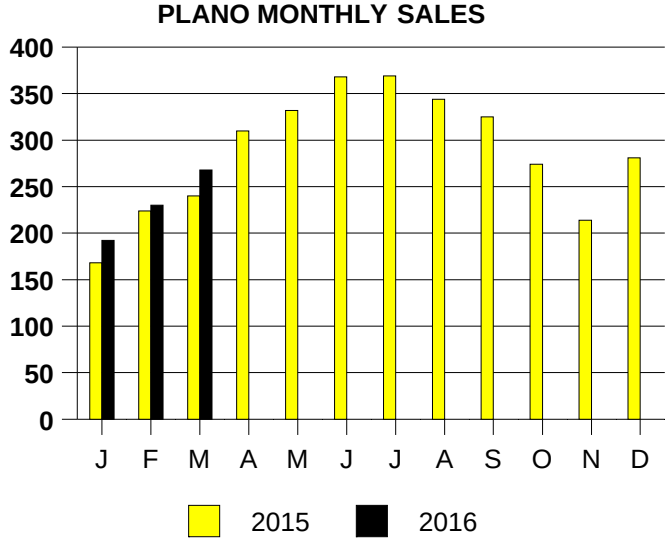

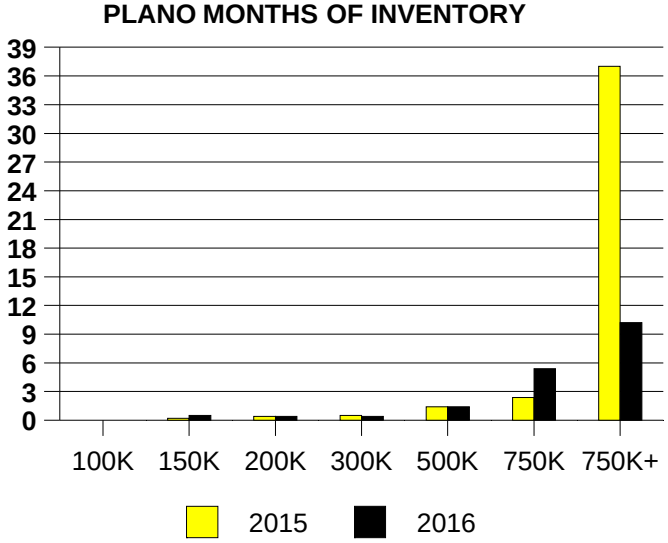

NTREIS Sold informaton as of 04/08/2016

CHICAGO TITLE

PROSPER 1st Qtr 2016

	2015	2016
Total Sold Volume	$ 54,237,820	$ 59,142,174
Number of Sales	130	133
Median Sale Price	$ 385,500	$ 430,750

PROSPER DAYS ON THE MARKET

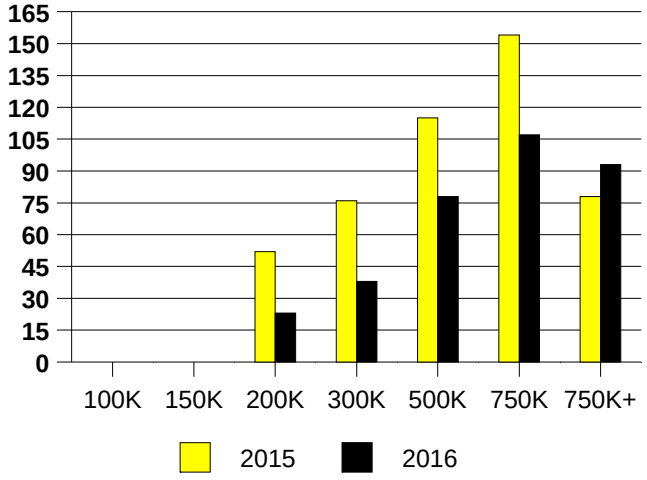

PROSPER MARKET SHARE BY PRICE RANGE

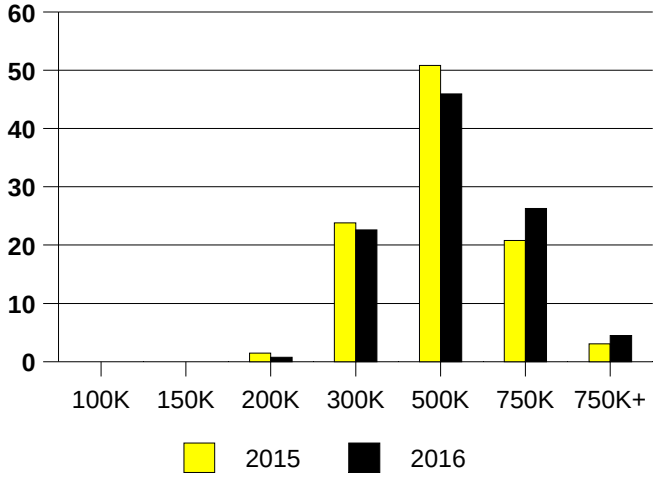

SALE/LIST PRICE RATIO	
0K-100K	NONE
101K-150K	NONE
151K-200K	92.0%
201K-300K	96.7%
301K-500K	96.6%
501K-750K	96.9%
751K+	98.1%

AVERAGE OVERPRICING Original List Price to Sale Price	
2015	5.1%
2016	4.4%

Inventory not shown where no sales

PROSPER MONTHLY SALES

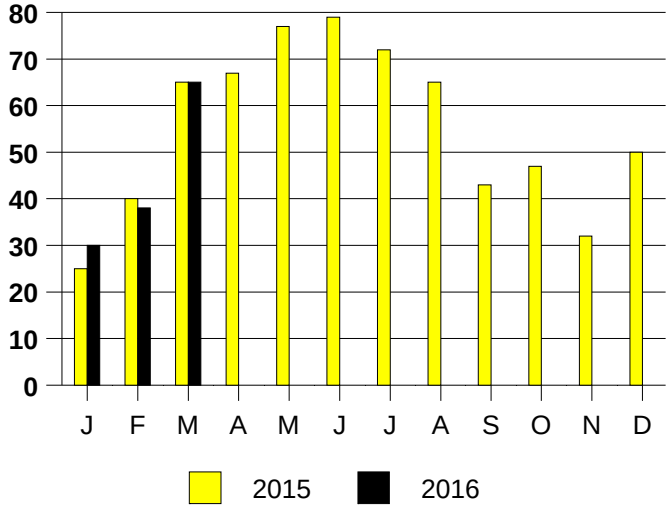

PROSPER MONTHS OF INVENTORY

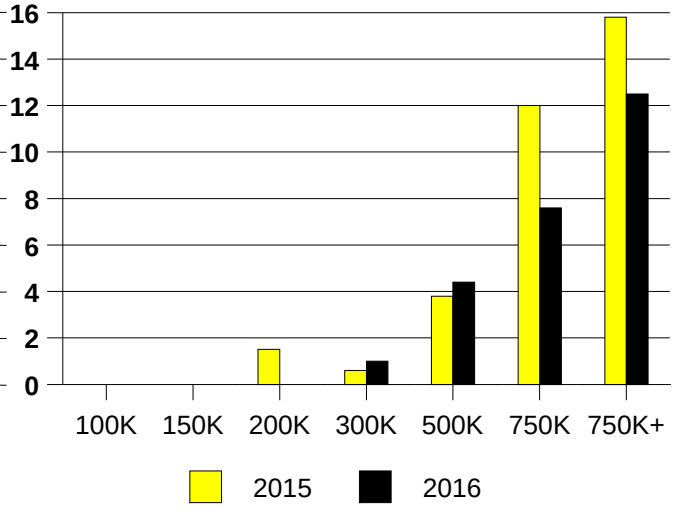

NTREIS Sold informaton as of 04/08/2016

CHICAGO TITLE

RICHARDSON

1st Qtr 2016

	2015	2016
Total Sold Volume	$ 64,235,000	$ 54,407,822
Number of Sales	250	212
Median Sale Price	$ 238,500	$ 236,000

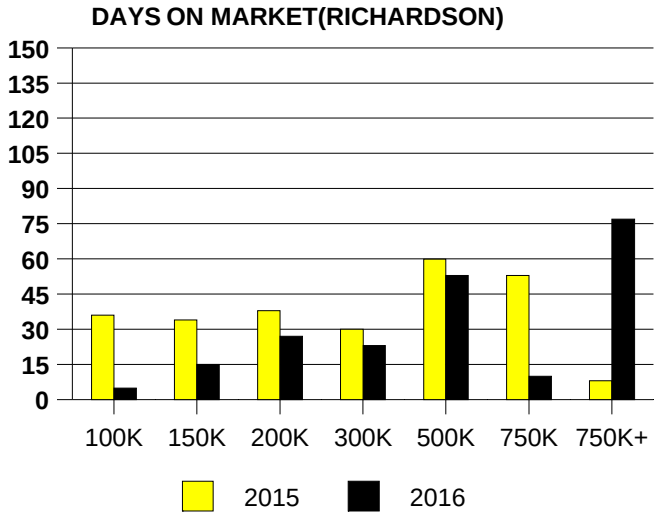

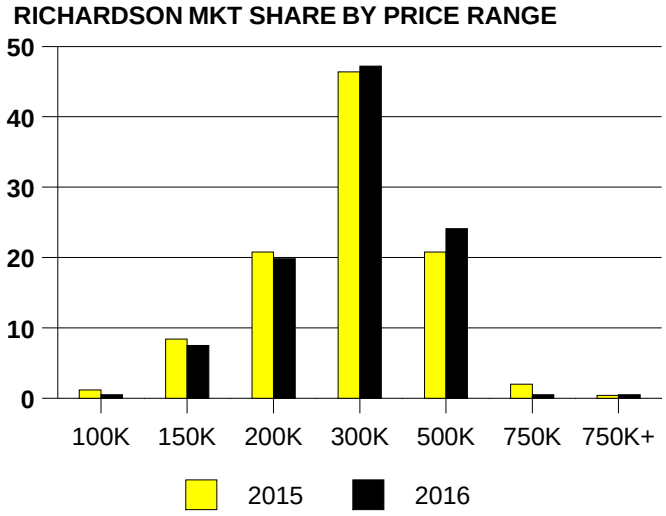

SALE/LIST PRICE RATIO	
0K-100K	97.2%
101K-150K	100.6%
151K-200K	99.9%
201K-300K	100.1%
301K-500K	97.1%
501K-750K	99.7%
751K+	98.3%

AVERAGE OVERPRICING Original List Price to Sale Price	
2015	2.2%
2016	1.9%

Inventory not shown where no sales

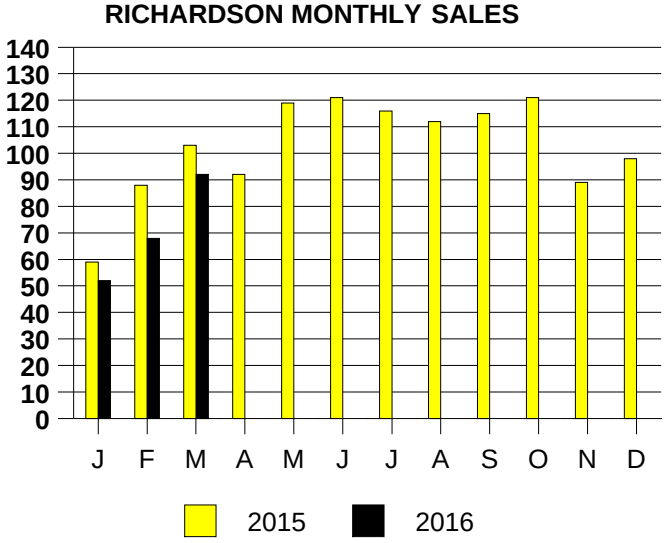

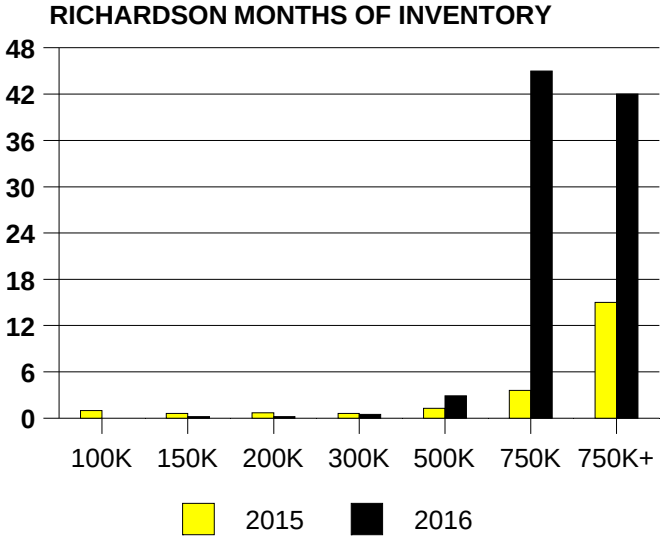

NTREIS Sold informaton as of 04/08/2016

CHICAGO TITLE

ROCKWALL

1st Qtr 2016

	2015	2016
Total Sold Volume	$ 42,013,818	$ 49,775,208
Number of Sales	154	178
Median Sale Price	$ 236,250	$ 253,500

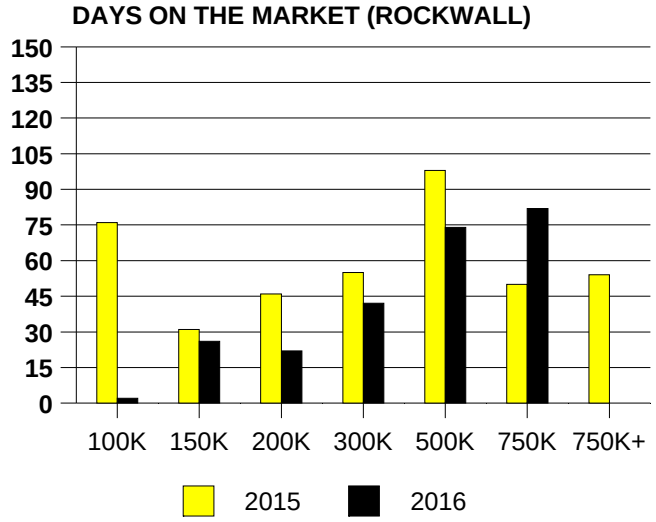

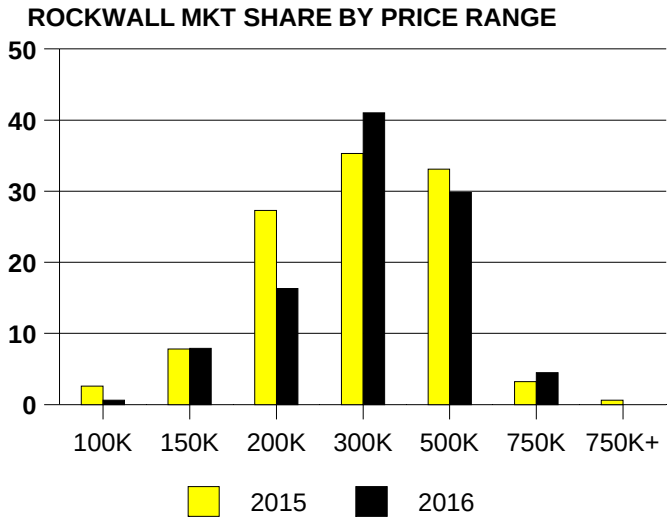

SALE/LIST PRICE RATIO	
0K-100K	95.2%
101K-150K	96.5%
151K-200K	97.9%
201K-300K	98.6%
301K-500K	97.5%
501K-750K	97.9%
751K+	NONE

AVERAGE OVERPRICING Original List Price to Sale Price	
2015	4.1%
2016	3.3%

Inventory not shown where no sales

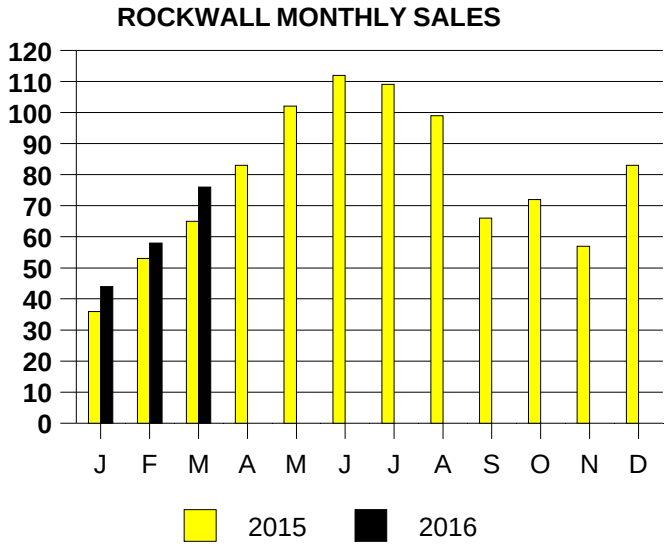

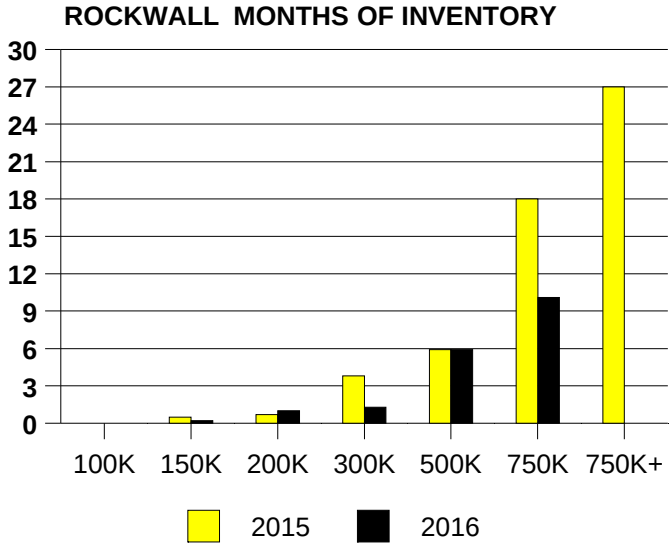

NTREIS Sold informaton as of 04/08/2016

CHICAGO TITLE

ROWLETT 1st Qtr 2016

	2015	2016
Total Sold Volume	$ 38,450,902	$ 42,715,064
Number of Sales	202	196
Median Sale Price	$ 183,700	$ 205,000

DAYS ON THE MARKET (ROWLETT)

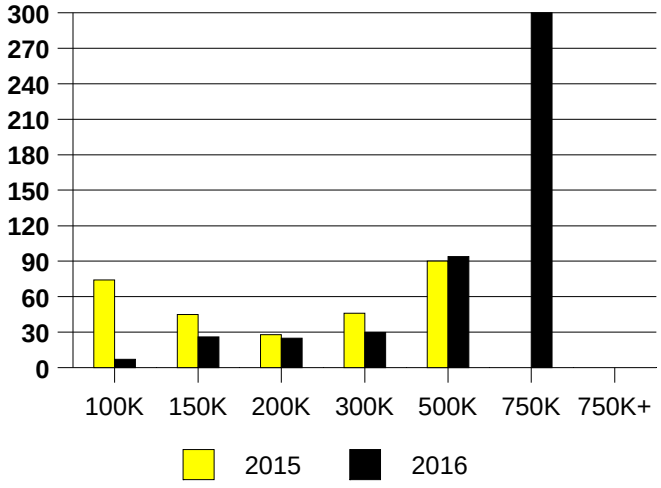

ROWLETT MKT SHARE BY PRICE RANGE

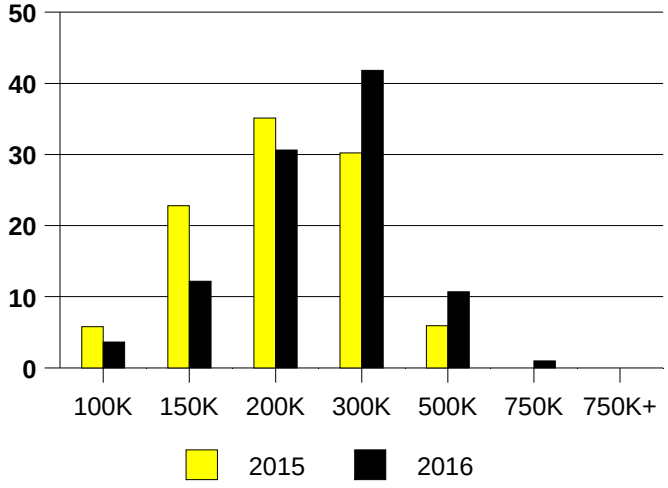

SALE/LIST PRICE RATIO	
0K-100K	107.8%
101K-150K	97.8%
151K-200K	100.4%
201K-300K	98.5%
301K-500K	96.8%
501K-750K	86.0%
751K+	NONE

AVERAGE OVERPRICING Original List Price to Sale Price	
2015	2.8%
2016	1.8%

Inventory not shown where no sales

ROWLETT MONTHLY SALES

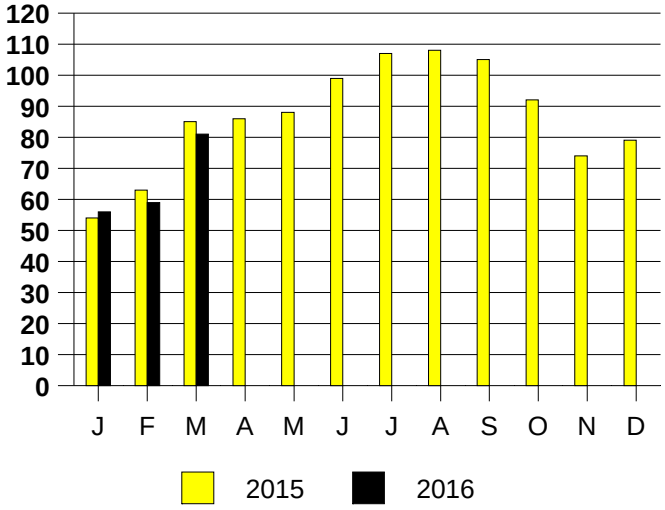

ROWLETT MONTHS OF INVENTORY

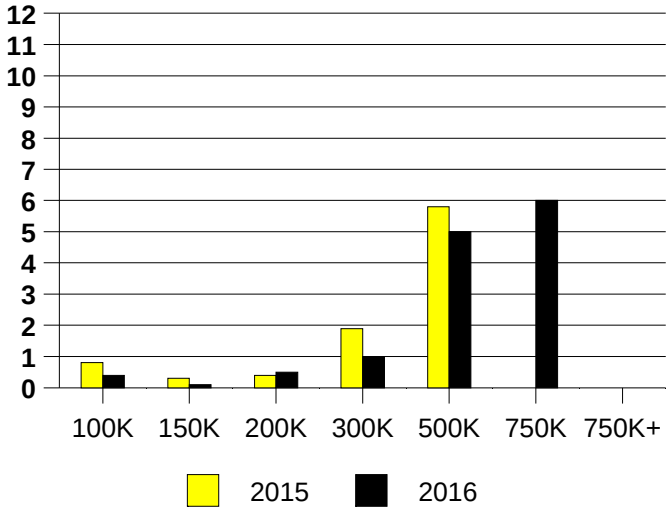

NTREIS Sold informaton as of 04/08/2016

CHICAGO TITLE

SACHSE 1st Qtr 2016

	2015	2016
Total Sold Volume	$ 22,226,512	$ 21,171,472
Number of Sales	88	76
Median Sale Price	$ 223,950	$ 251,250

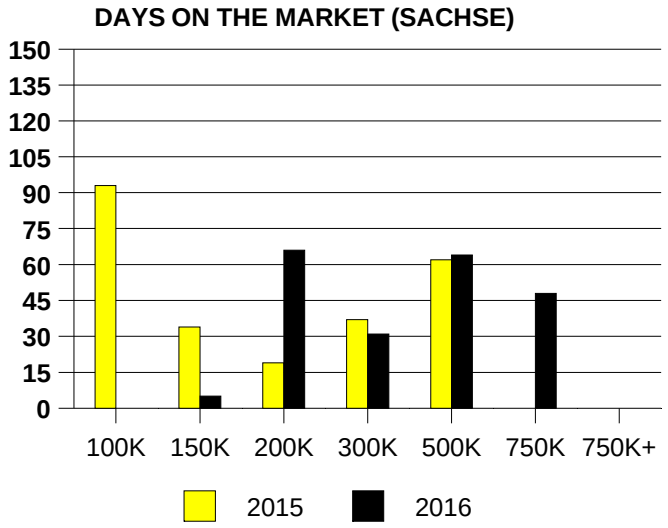

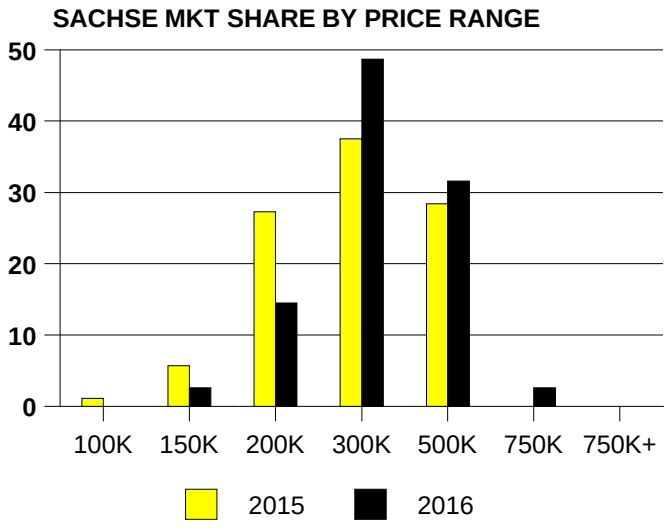

SALE/LIST PRICE RATIO

0K-100K	NONE
101K-150K	126.4%
151K-200K	101.0%
201K-300K	98.6%
301K-500K	98.0%
501K-750K	95.7%
751K+	NONE

AVERAGE OVERPRICING
Original List Price to Sale Price

2015	2.0%
2016	2.1%

Inventory not shown where no sales

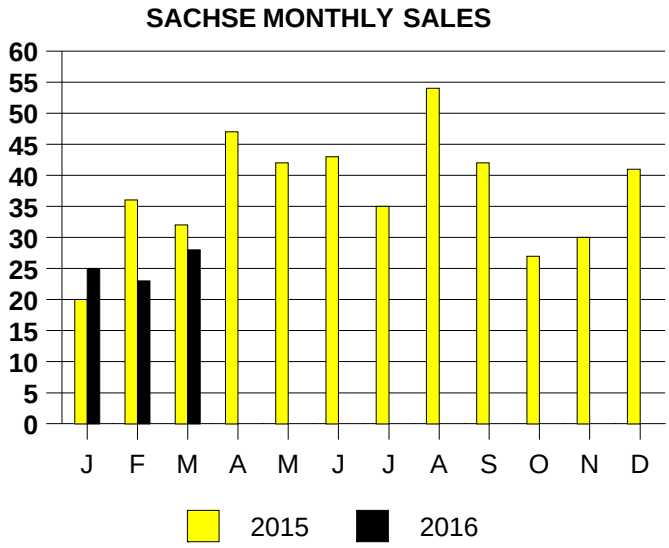

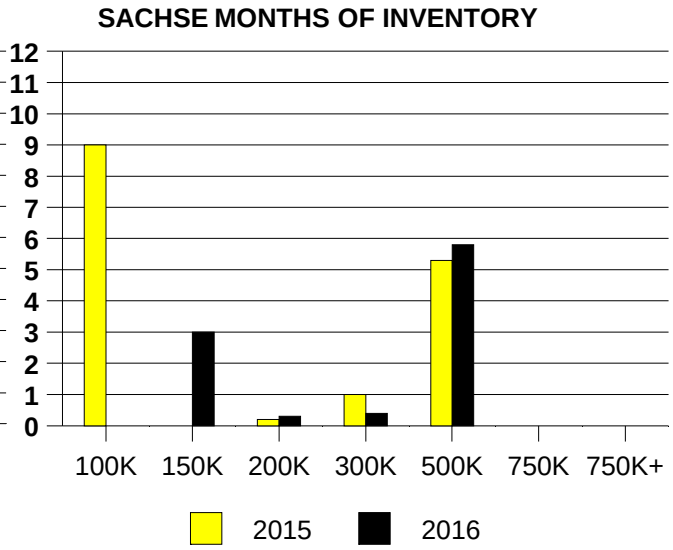

NTREIS Sold informaton as of 04/08/2016

CHICAGO TITLE

SOUTHLAKE

1st Qtr 2016

	2015	2016
Total Sold Volume	$ 47,477,638	$ 62,946,936
Number of Sales	93	87
Median Sale Price	$ 629,900	$ 663,000

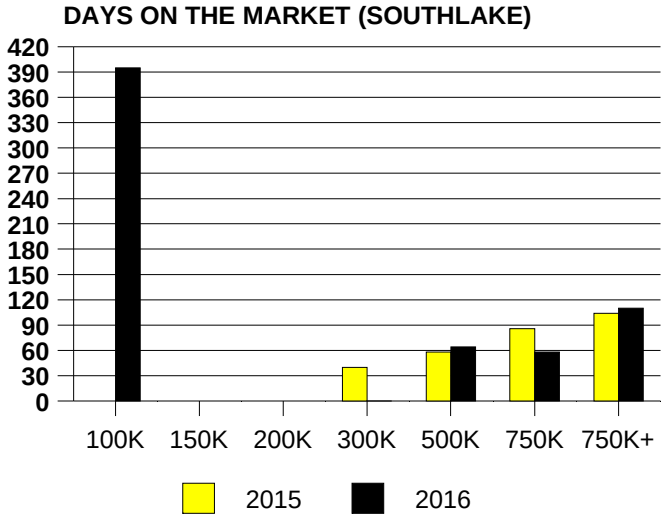

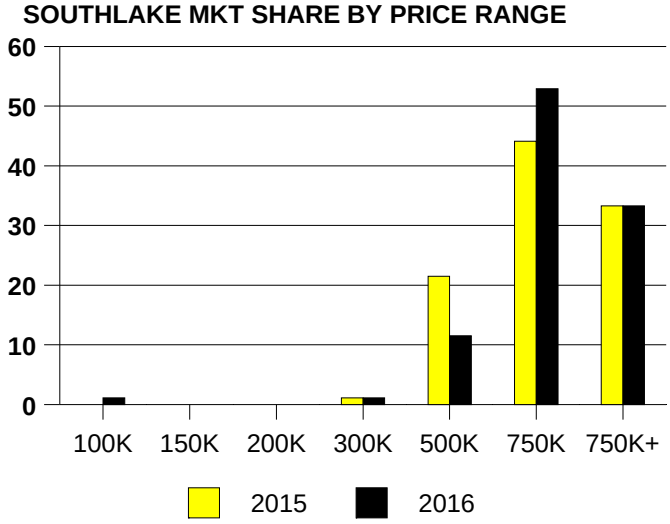

SALE/LIST PRICE RATIO	
0K-100K	83.3%
101K-150K	NONE
151K-200K	NONE
201K-300K	100.0%
301K-500K	96.7%
501K-750K	96.8%
751K+	96.9%

AVERAGE OVERPRICING
Original List Price to Sale Price

2015	4.4%
2016	5.2%

Inventory not shown where no sales

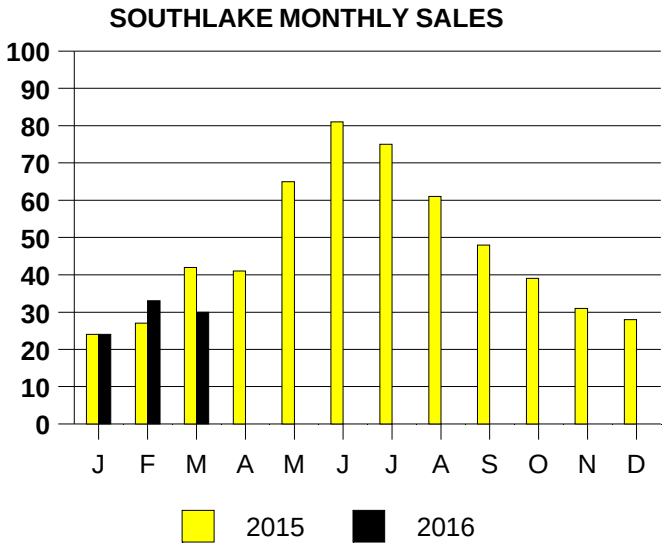

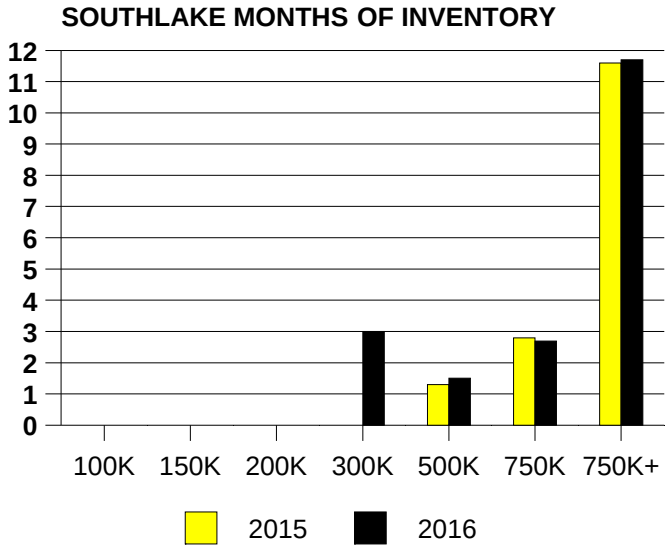

NTREIS Sold informaton as of 04/08/2016

CHICAGO TITLE

SOUTH OAK CLIFF(AREA 15) 1st Qtr 2016

	2015	2016
Total Sold Volume	$7,013,699	$ 9,402,612
Number of Sales	79	87
Median Sale Price	$ 89,000	$ 107,000

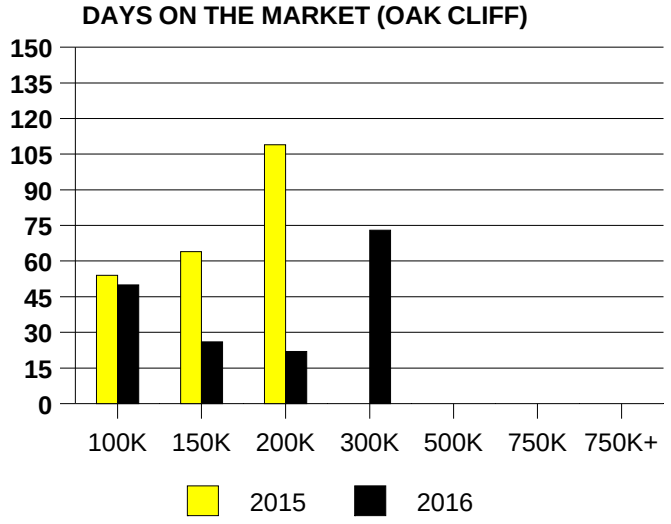

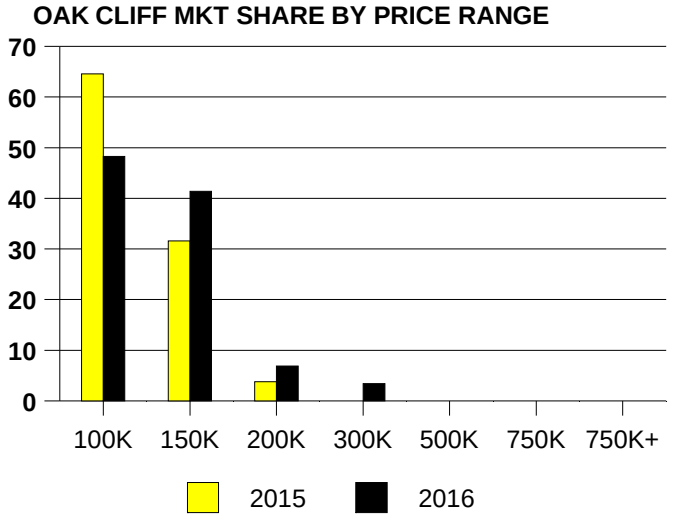

SALE/LIST PRICE RATIO	
0K-100K	98.4%
101K-150K	100.2%
151K-200K	100.1%
201K-300K	93.8%
301K-500K	NONE
501K-750K	NONE
751K+	NONE

AVERAGE OVERPRICING Original List Price to Sale Price	
2015	2.2%
2016	2.6%

Inventory not shown where no sales

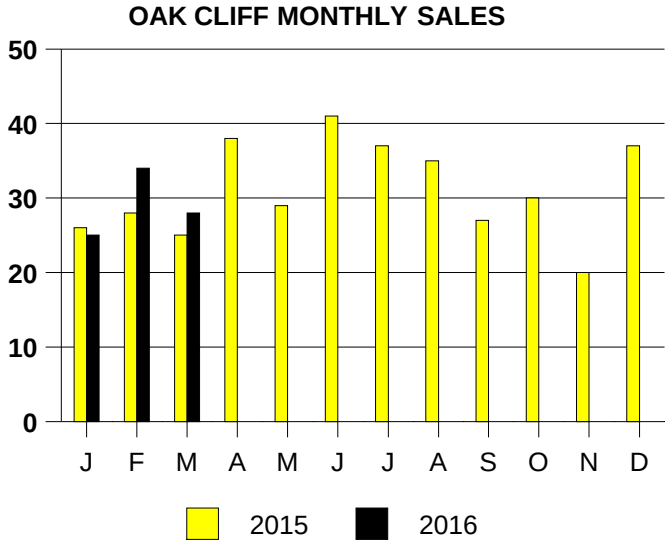

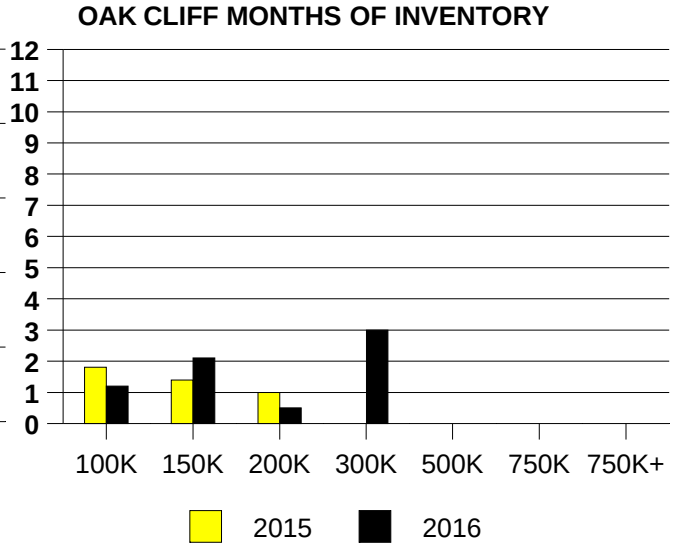

NTREIS Sold informaton as of 04/08/2016

CHICAGO TITLE

TROPHY CLUB

1st Qtr 2016

	2015	2016
Total Sold Volume	$ 20,854,400	$ 17,278,182
Number of Sales	50	38
Median Sale Price	$ 375,500	$ 436,534

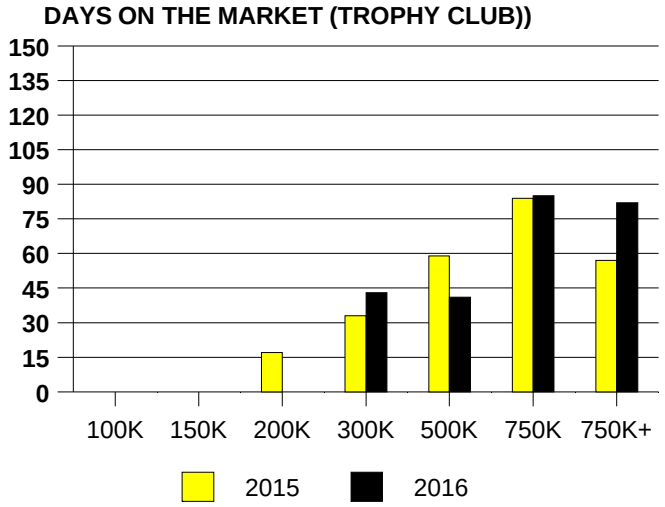

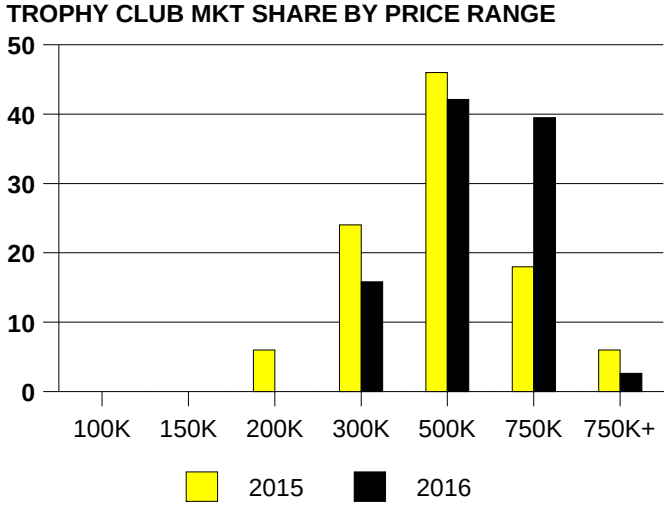

SALE/LIST PRICE RATIO

0K-100K	NONE
101K-150K	NONE
151K-200K	NONE
201K-300K	97.8%
301K-500K	97.8%
501K-750K	96.5%
751K+	98.8%

AVERAGE OVERPRICING
Original List Price to Sale Price

2015	4.1%
2016	4.3%

Inventory not shown where no sales

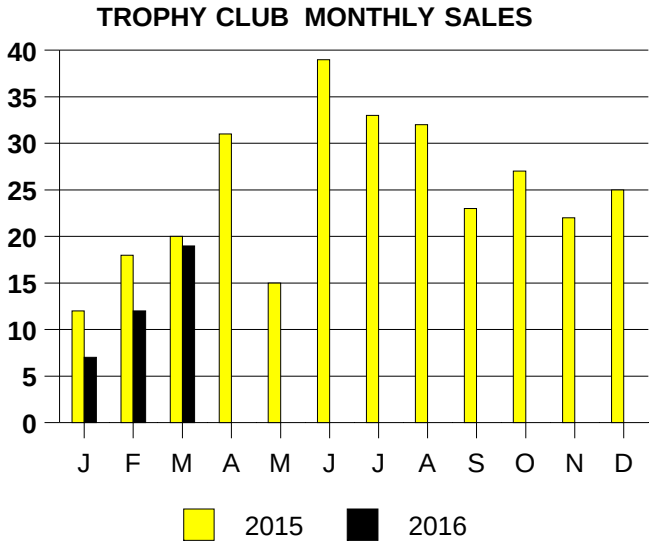

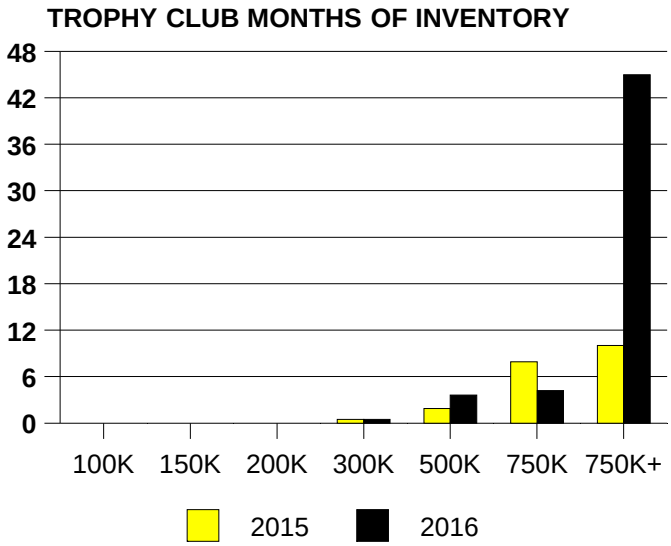

NTREIS Sold informaton as of 04/08/2016

CHICAGO TITLE

UNIVERSITY PARK 1st Qtr 2016

	2015	2016
Total Sold Volume	$ 83,248,110	$ 64,139,677
Number of Sales	55	49
Median Sale Price	$ 1,450,000	$ 1,202,800

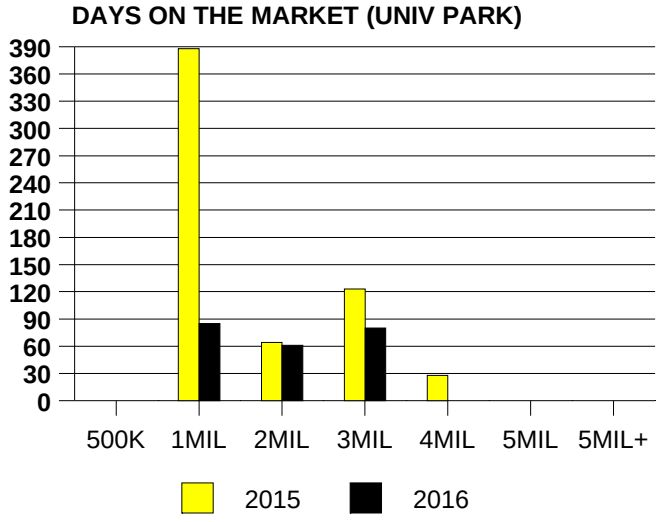

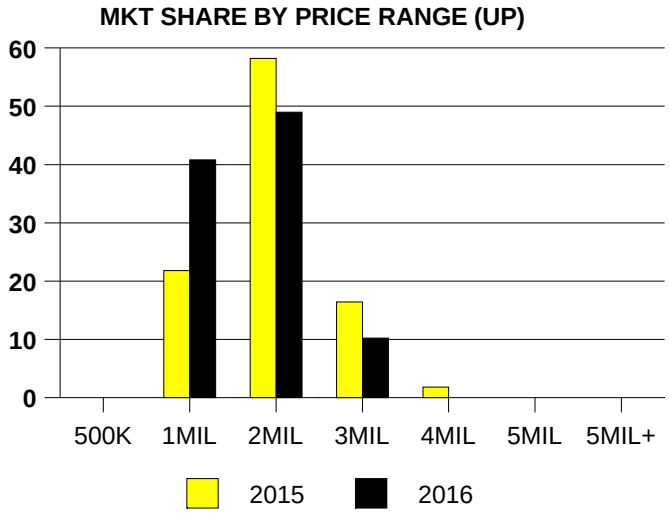

SALE/LIST PRICE RATIO	
0K-500K	NONE
501K-1MIL	96.6%
1MIL-2MIL	96.9%
2MIL-3MIL	96.3%
3MIL-4MIL	NONE
4MIL-5MIL	NONE
5MIL+	NONE

AVERAGE OVERPRICING Orig List Price to Sale Price	
2015	4.6%
2016	5.4%

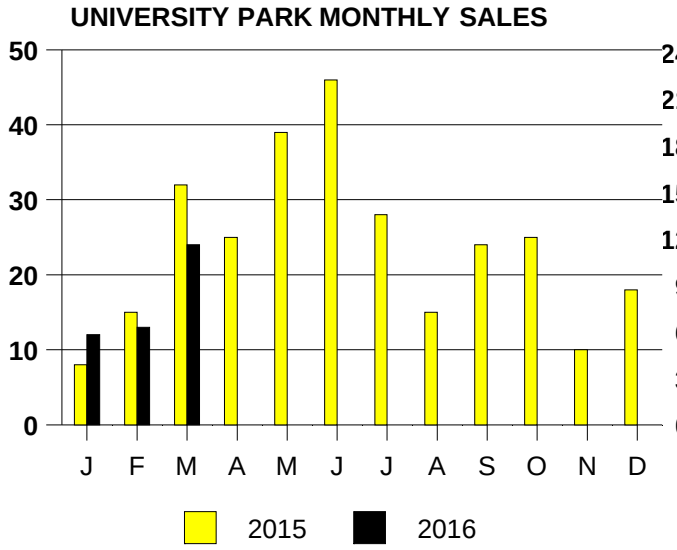

Inventory not shown where no sales

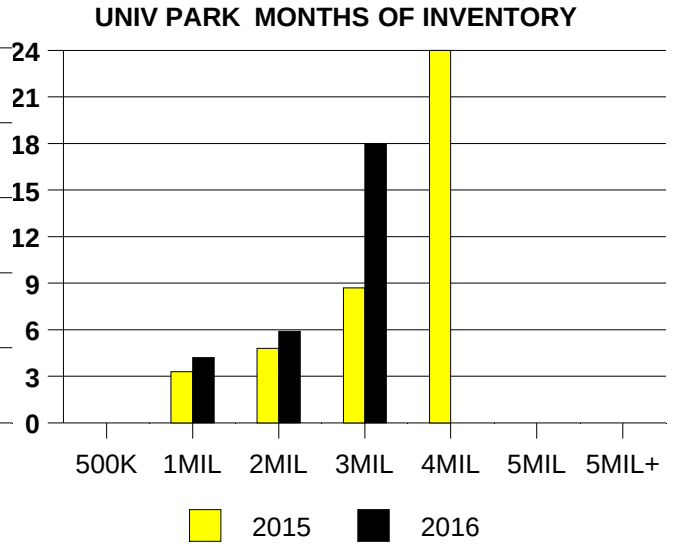

NTREIS Sold information as of 04/08/2016

CHICAGO TITLE

WYLIE

1st Qtr 2016

	2015	2016
Total Sold Volume	$ 38,045,814	$ 42,095,523
Number of Sales	173	167
Median Sale Price	$ 205,000	$ 232,000

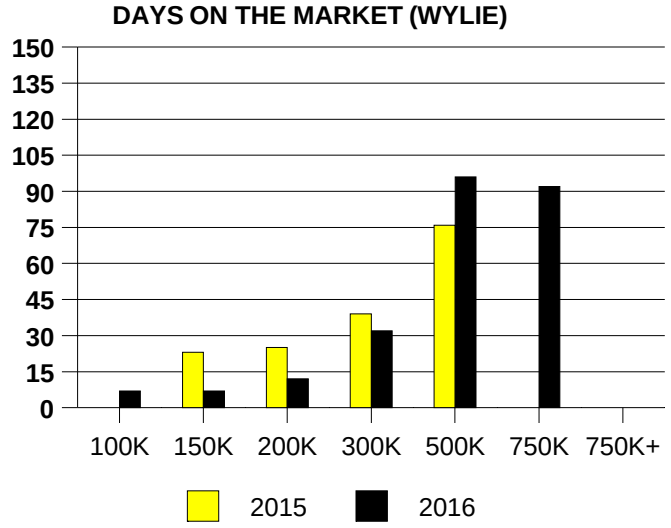

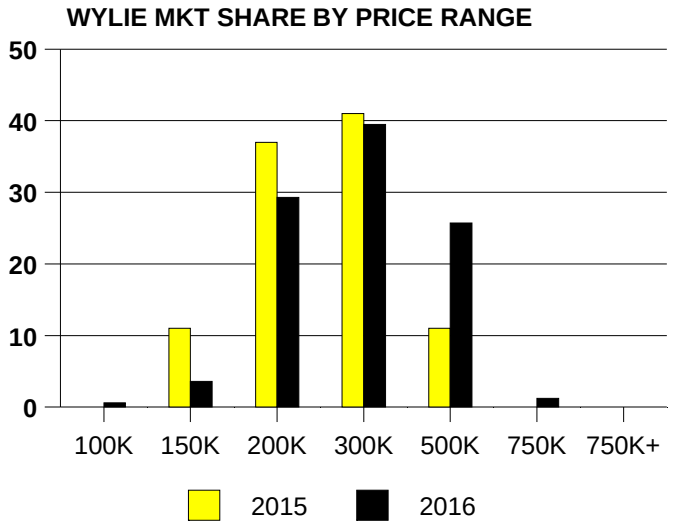

SALE/LIST PRICE RATIO

0K-100K	107.9%
101K-150K	99.6%
151K-200K	101.5%
201K-300K	100.1%
301K-500K	97.4%
501K-750K	97.1%
751K+	NONE

AVERAGE OVERPRICING
Original List Price to Sale Price

2015	2.0%
2016	0.8%

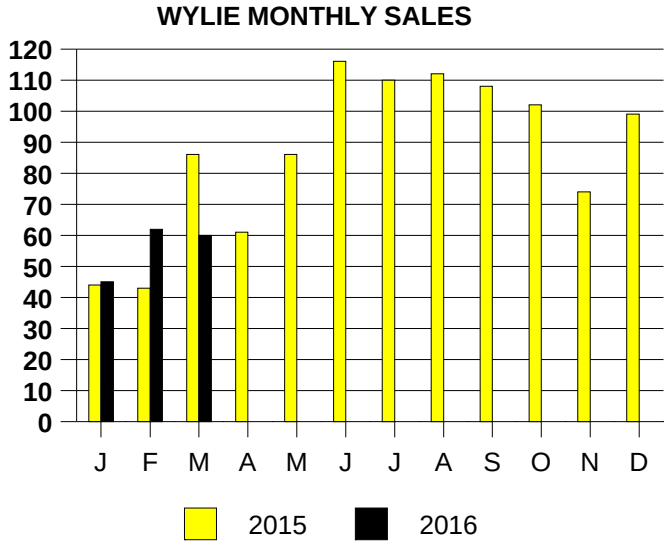

Inventory not shown where no sales

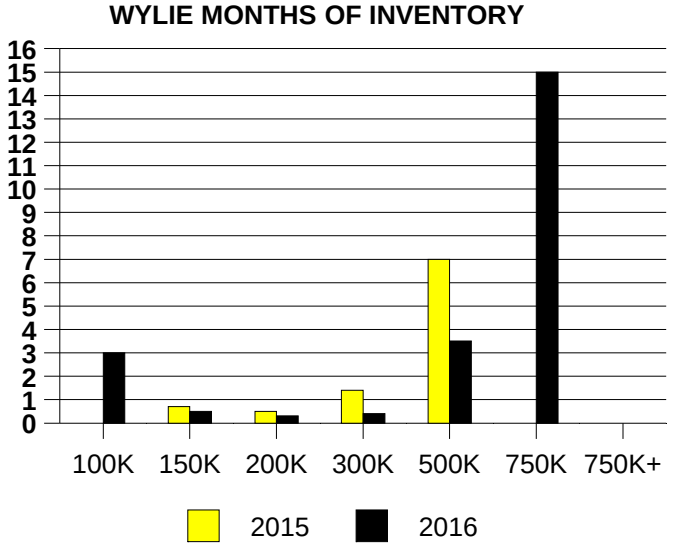

NTREIS Sold informaton as of 04/08/2016

CHICAGO TITLE